

ASSEMBLY INSTRUCTIONS
COASTER FINE FURNITURE



Fine Furniture for every stage of life

706167
End Table

ITEM: **706167**

ASSEMBLY INSTRUCTIONS

ASSEMBLY TIPS:

1. Remove hardware from box and sort by size.
2. Please check to see that all hardware and parts are present prior to start of assembly.
3. Please follow attached instructions in the same sequence as numbered to assure fast & easy assembly.



WARNING!

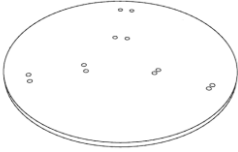
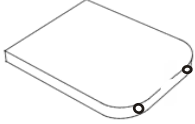

1. Don't attempt to repair or modify parts that are broken or defective. Please contact the store immediately.
2. This product is for home use only and not intended for commercial establishments.






ASSEMBLY TIME

15 MINUTES

PARTS IDENTIFICATION

A	TOP		1PC
B	LEG		3PCS
C	MOUNTING PLATE		3PCS

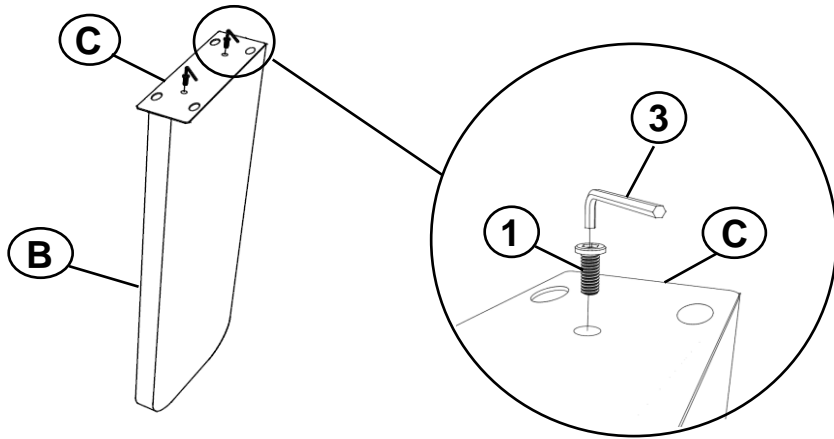
HARDWARE IDENTIFICATION

1	BOLT (M6 X 20mm - BLK)		18PCS
2	FLAT WASHER (M10 X 25mm - BLK)		12PCS
3	ALLEN WRENCH (4mm - BLK)		1PC

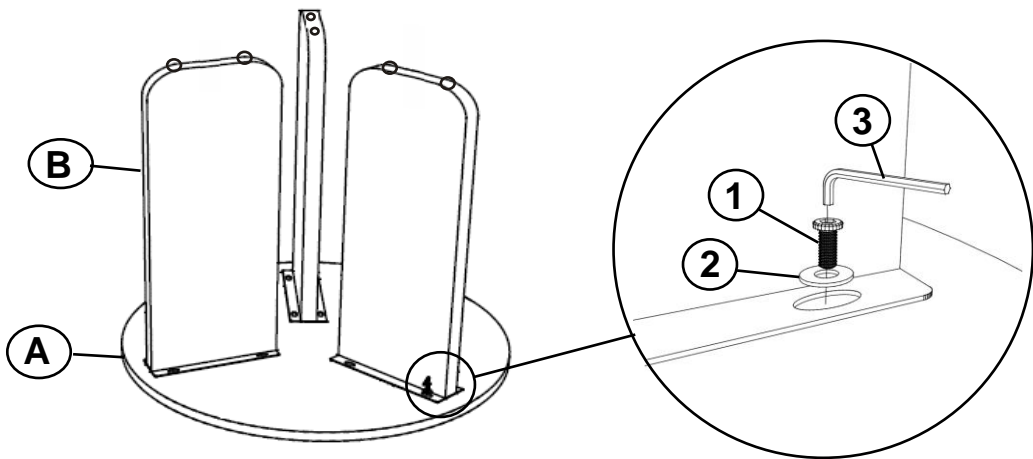
ITEM: **706167**

ASSEMBLY INSTRUCTIONS

STEP 1

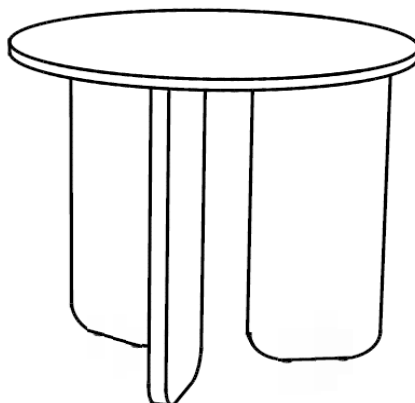


STEP 2



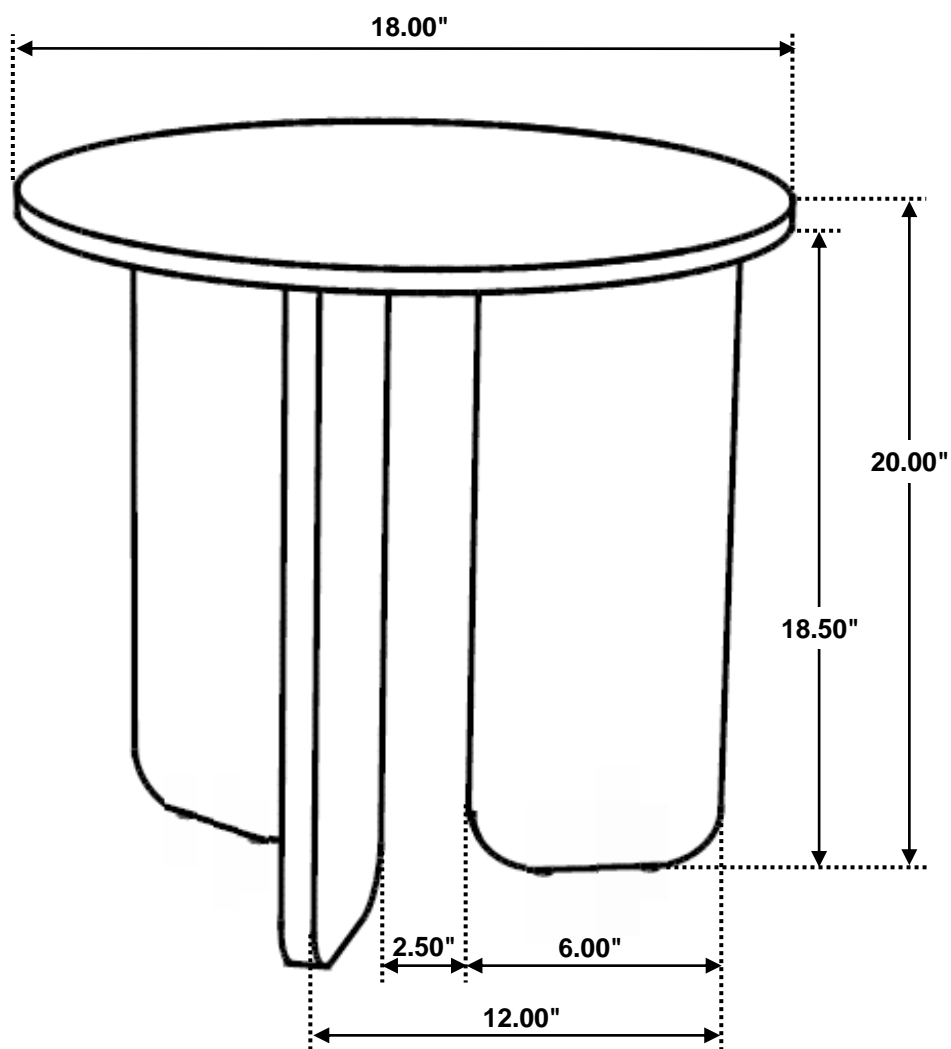
BOTTOM VIEW

STEP 3
COMPLETE



ITEM:706167

COASTER
FINE FURNITURE



Note : Dimension tolerance $\pm 5\%$