

ASSEMBLY INSTRUCTIONS
COASTER FINE FURNITURE



Fine Furniture for every stage of life

310027(B1-B3)
Daybed

ITEM: 310027 (B1-B3)



ASSEMBLY INSTRUCTIONS

ASSEMBLY TIPS:

1. Remove hardware from box and sort by size.
2. Please check to see that all hardware and parts are present prior to start of assembly.
3. Please follow attached instructions in the same sequence as numbered to assure fast & easy assembly.



WARNING!

1. Don't attempt to repair or modify parts that are broken or defective. Please contact the store immediately.
2. This product is for home use only and not intended for commercial establishments.



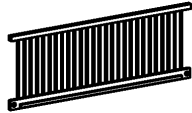
ASSEMBLY TIME

35 MINUTES

PARTS IDENTIFICATION

B1 (BOX 1)

A BACK PANEL



1PC

B FRONT PANEL



1PC

C ROLL SLAT
(6PCS)



2SETS

H CASTER WITH
SCREW



4SETS

B2 (BOX 2)

D LEFT SIDE PANEL



1PC

E RIGHT SIDE PANEL



1PC


B3 (BOX 3)

F TRUNDLE FRONT
PANEL



1PC

I TRUNDLE BED RAIL



2PCS

G TRUNDLE BACK
PANEL



1PC

J TRUNDLE ROLL
SLAT (5PCS)



2SETS

NOTE:

Phillips head screw driver is required in the assembly process; however, manufacturer does not provided this item.

ITEM: 310027 (B1-B3)

ASSEMBLY INSTRUCTIONS

ASSEMBLY TIPS:

1. Remove hardware from box and sort by size.
2. Please check to see that all hardware and parts are present prior to start of assembly.
3. Please follow attached instructions in the same sequence as numbered to assure fast & easy assembly.
















WARNING!

1. Don't attempt to repair or modify parts that are broken or defective. Please contact the store immediately.
2. This product is for home use only and not intended for commercial establishments.

HARDWARE IDENTIFICATION

Z-B1 (BOX 1) - HARDWARE PACK IS LOCATED IN 310027 (B1)

1	LONG BOLT (M6 x 50mm - BLK)		4PCS	8	FLAT HEAD SCREW (M4 x 25mm - BLK)		16PCS
2	SHORT BOLT (M6 x 25mm - BLK)		4PCS	9	ALLEN WRENCH (M4 x 100mm - BLK)		1PC
3	WOOD DOWEL (M8Ø x 40mm)		8PCS	10	FLAT WASHER (1/4" x 19 Ø - BLK)		4PCS
4	THREADED BOLT (M6 x 60mm - RBW)		4PCS	11	LOCK WASHER (1/4" x 12 Ø -BLK)		4PCS
5	HEX NUT (M6 - RBW)		4PCS	12	WRENCH (M6 x 10mm - RBW)		1PC
6	HALF ROUND NUT (Ø7.5mm - RBW)		4PCS	13	PLATE (9mm x 24mm - BLK)		2PCS
7	U-SQUARE WASHER (M8 x16 x 25mm - RBW)		4PCS				

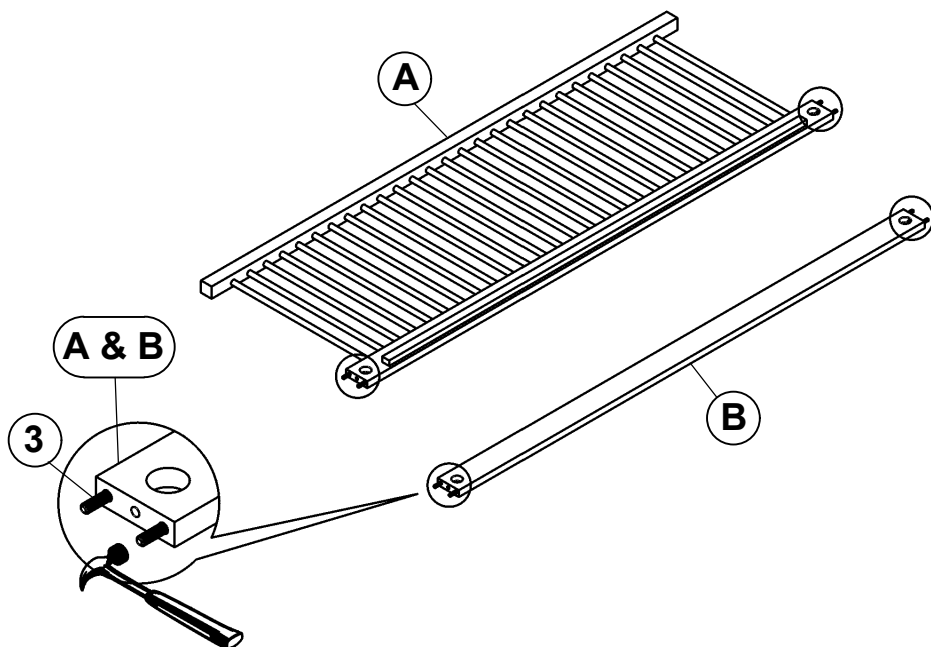
NOTE:

Phillips head screw driver is required in the assembly process; however, manufacturer does not provided this item.

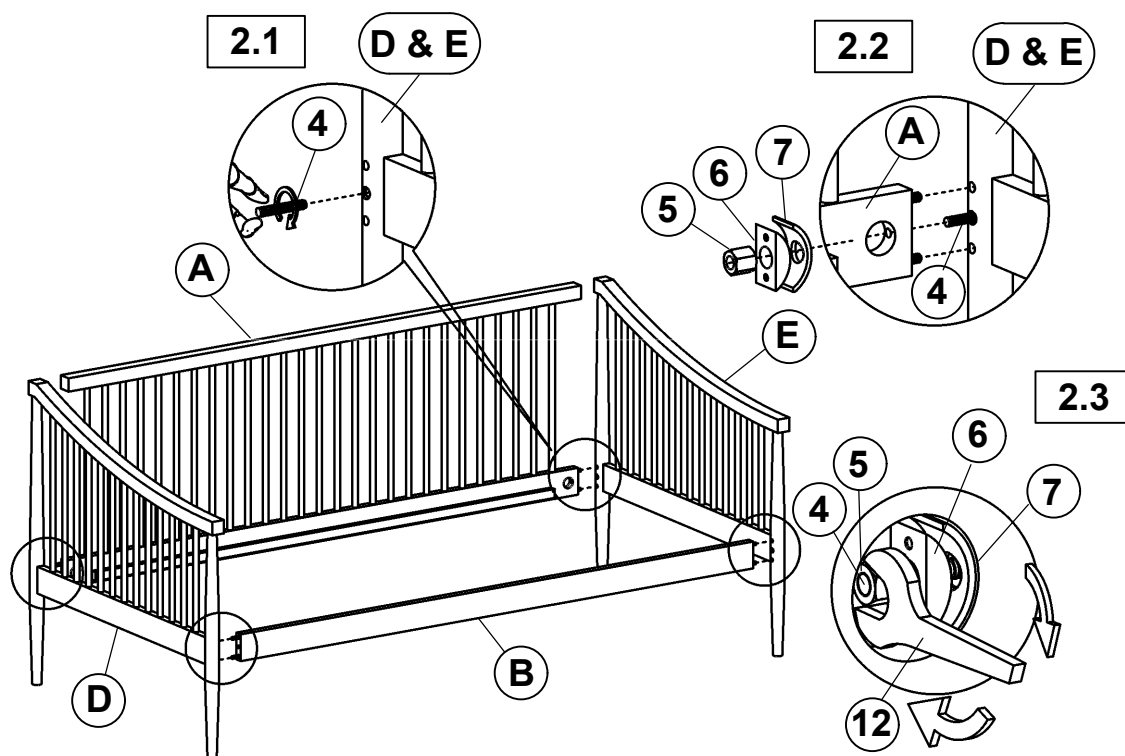
ITEM: 310027 (B1-B3)

ASSEMBLY INSTRUCTIONS

STEP 1



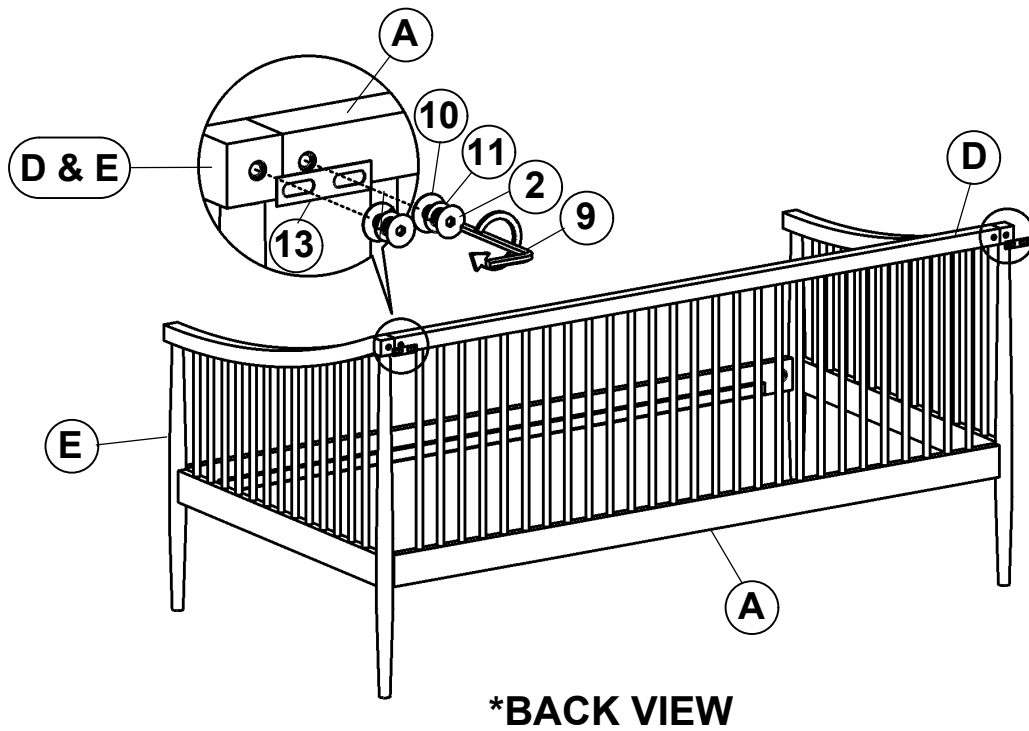
STEP 2



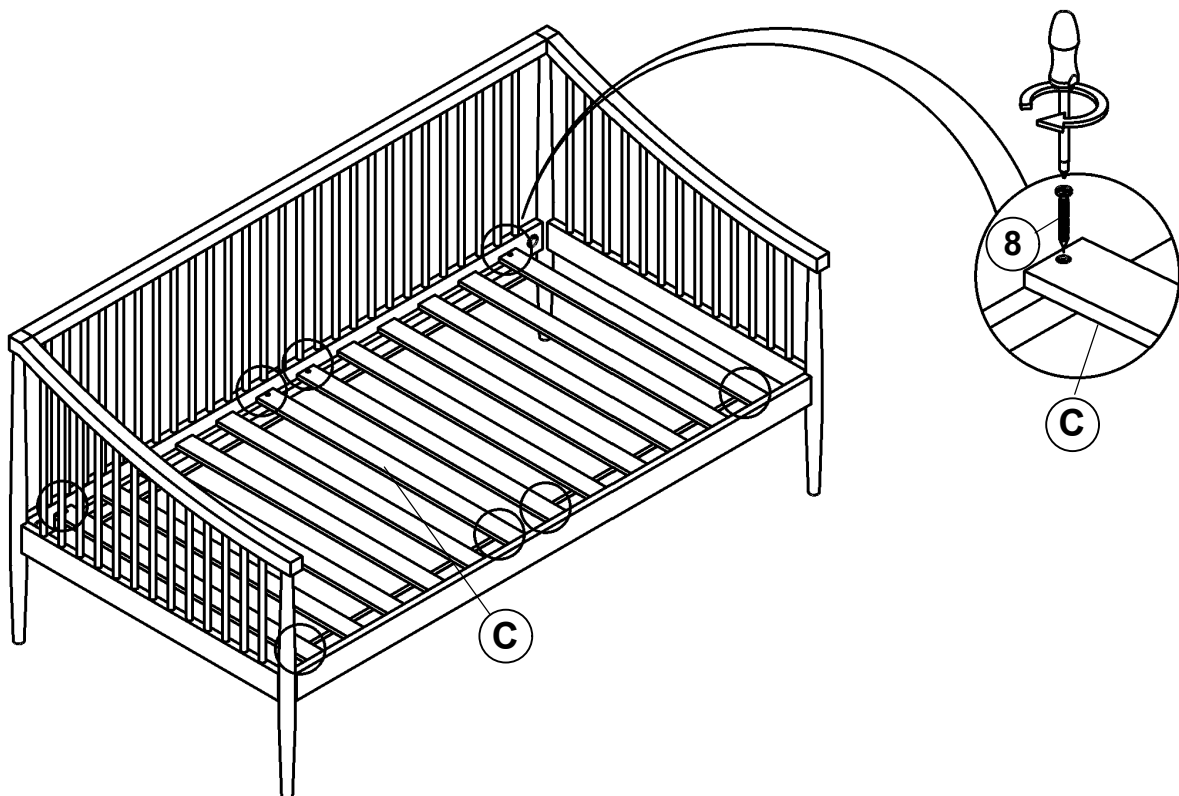
ITEM: 310027 (B1-B3)

ASSEMBLY INSTRUCTIONS

STEP 3



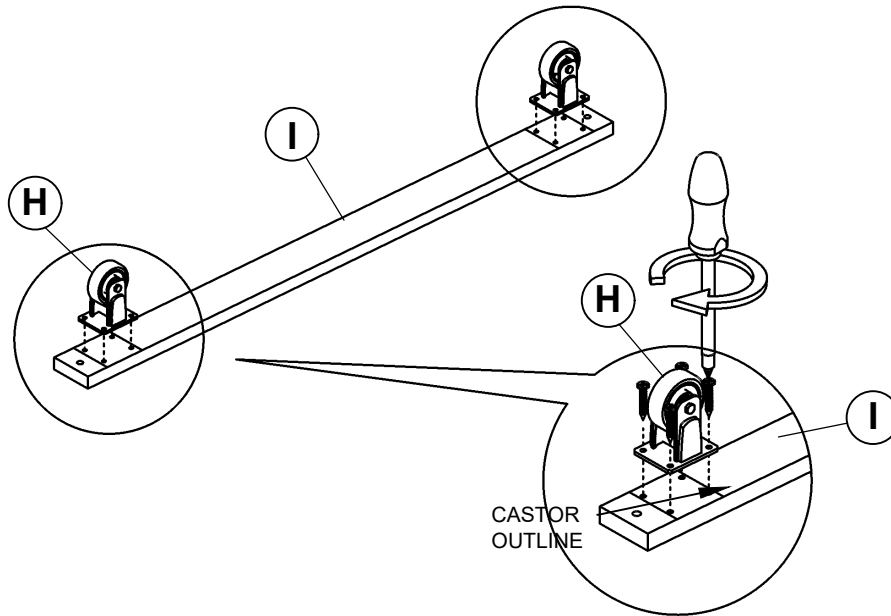
STEP 4



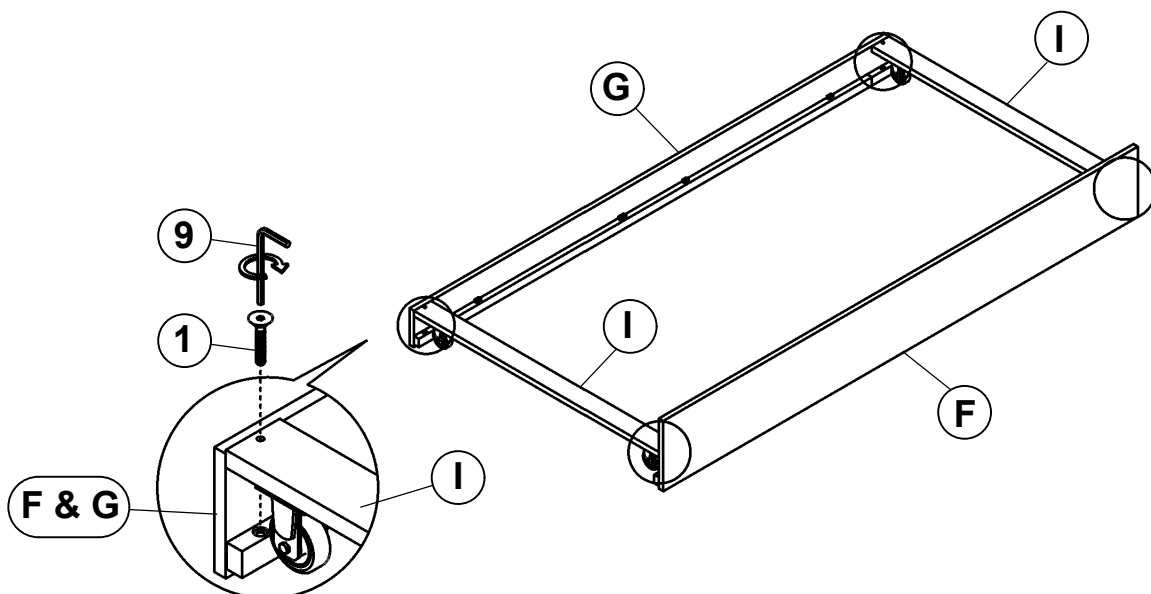
ITEM: 310027 (B1-B3)

ASSEMBLY INSTRUCTIONS

STEP 5



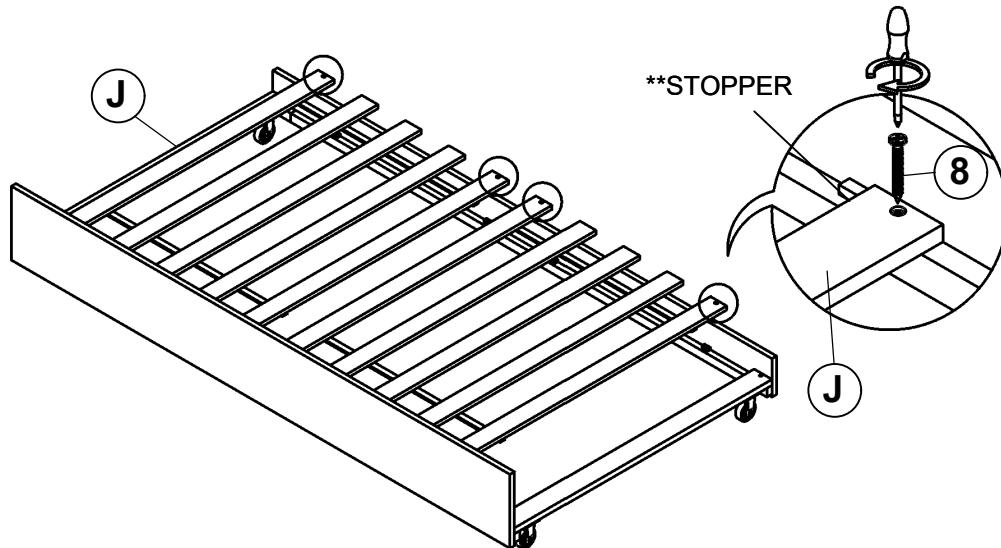
STEP 6




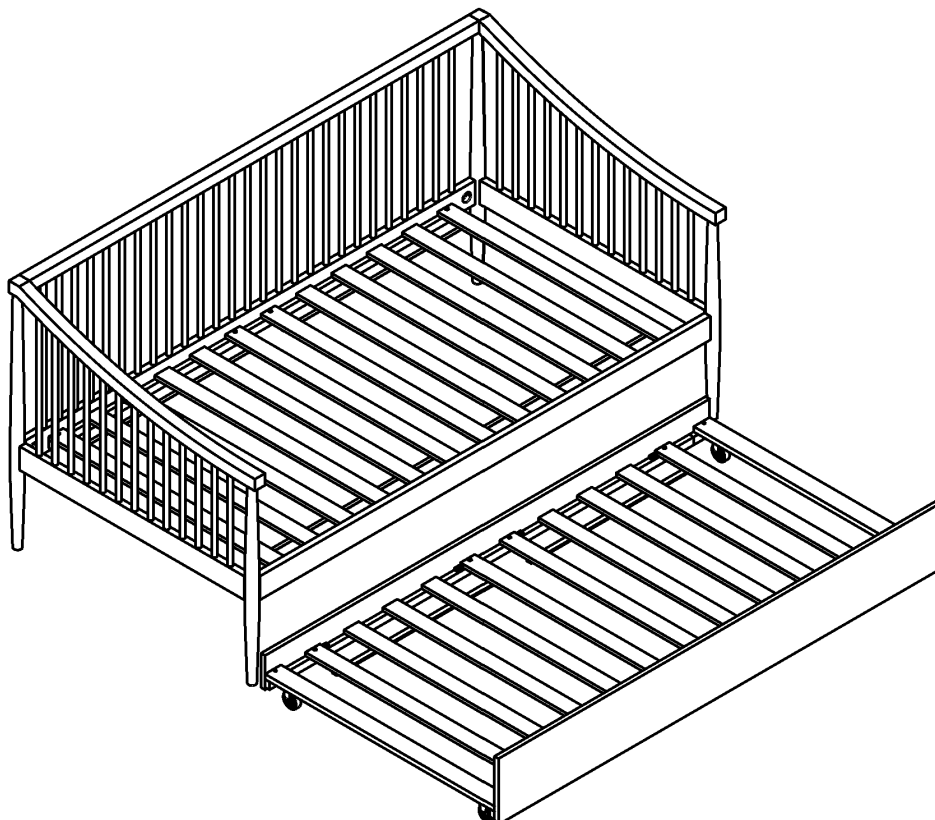
ITEM: **310027 (B1-B3)**

ASSEMBLY INSTRUCTIONS

STEP 7

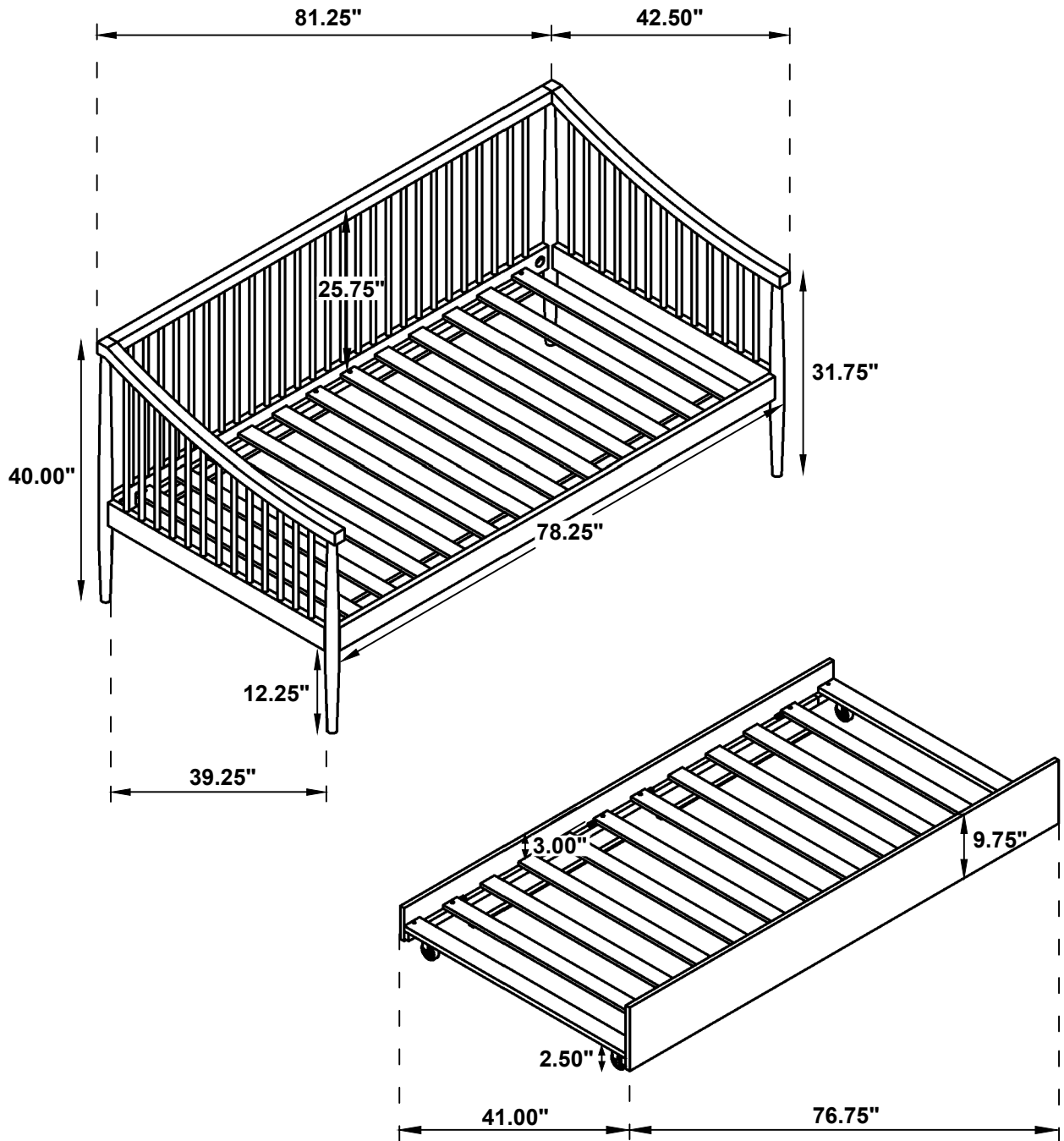


STEP 8
COMPLETE



ITEM: 310027 (B1-B3)

Upper Inner size: 39.50"W X 77.50"D
Trundle Inner size: 39.50"W X 76.75"D



Note : Dimension tolerance $\pm 5\%$