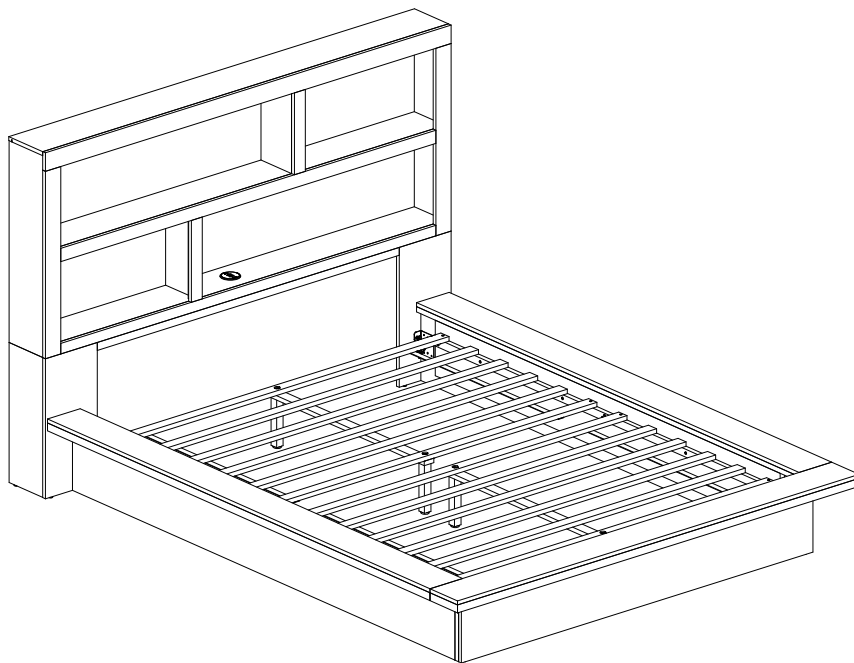


ASSEMBLY INSTRUCTIONS
COASTER FINE FURNITURE



Fine Furniture for every stage of life

222650Q(B1&B2)
Queen Bed

ITEM: 222650Q (B1&B2)



ASSEMBLY INSTRUCTIONS

ASSEMBLY TIPS:

1. Remove hardware from box and sort by size.
2. Please check to see that all hardware and parts are present prior to start of assembly.
3. Please follow attached instructions in the same sequence as numbered to assure fast & easy assembly.



WARNING!

1. Don't attempt to repair or modify parts that are broken or defective. Please contact the store immediately.
2. This product is for home use only and not intended for commercial establishments.

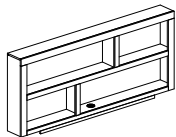
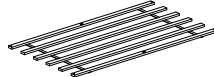




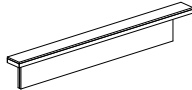



ASSEMBLY TIME

30 MINUTES

PARTS IDENTIFICATION

B1 (BOX 1)

A	HEADBOARD PANEL		1PC	E	ROLL SLAT (6PCS)		2SETS
B	LEFT HEADBOARD LEG (WITH "L" LABEL)		1PC	F	CENTER RAIL		2PCS
C	RIGHT HEADBOARD LEG (WITH "R" LABEL)		1PC	G	CENTER RAIL SUPPORT WITH LEVELER		4PCS
D	FOOTBOARD		1PC	I	ADAPTER		1PC

B2 (BOX 2)

H	BED RAIL		2PCS
---	----------	---	------

ITEM: 222650Q (B1&B2)



ASSEMBLY INSTRUCTIONS

ASSEMBLY TIPS:

1. Remove hardware from box and sort by size.
2. Please check to see that all hardware and parts are present prior to start of assembly.
3. Please follow attached instructions in the same sequence as numbered to assure fast & easy assembly.










WARNING!

1. Don't attempt to repair or modify parts that are broken or defective. Please contact the store immediately.
2. This product is for home use only and not intended for commercial establishments.

HARDWARE IDENTIFICATION

Z-B1 (BOX 1) - HARDWARE IS LOCATED IN 222650Q (B1)

1	SHORT BOLT (M8 x 16MM - RBW)		8PCS
2	SHORT ALLEN WRENCH (M5 x 68MM - BLK)		1PC
3	LONG BOLT (M6 x 35MM - RBW)		8PCS
4	LOCK WASHER (1/4" x 13Ø - RBW)		8PCS
5	FLAT WASHER (1/4" x 19Ø - RBW)		8PCS
6	LONG ALLEN WRENCH (M4 x 110MM - BLK)		1PC
7	FLAT HEAD SCREW (M4 x 32MM - RBW)		8PCS

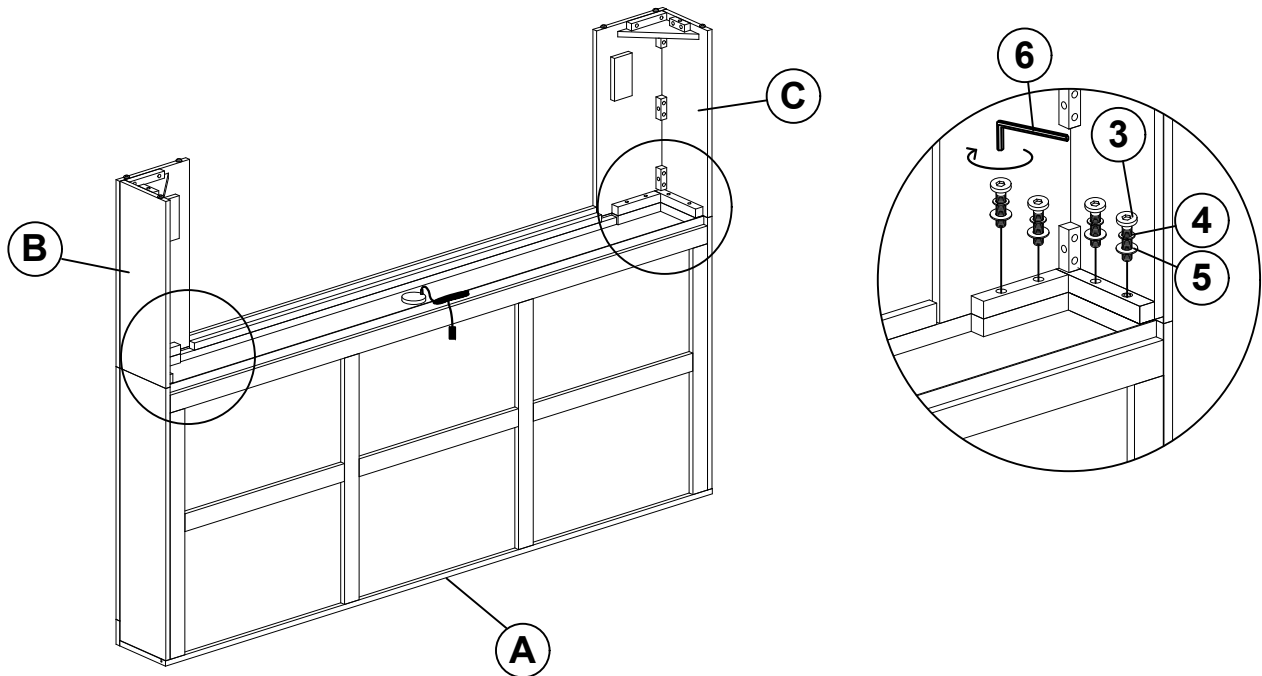
NOTE:

Phillips head screw driver is required in the assembly process; however, manufacturer does not provided this item.

ITEM: **222650Q (B1&B2)**

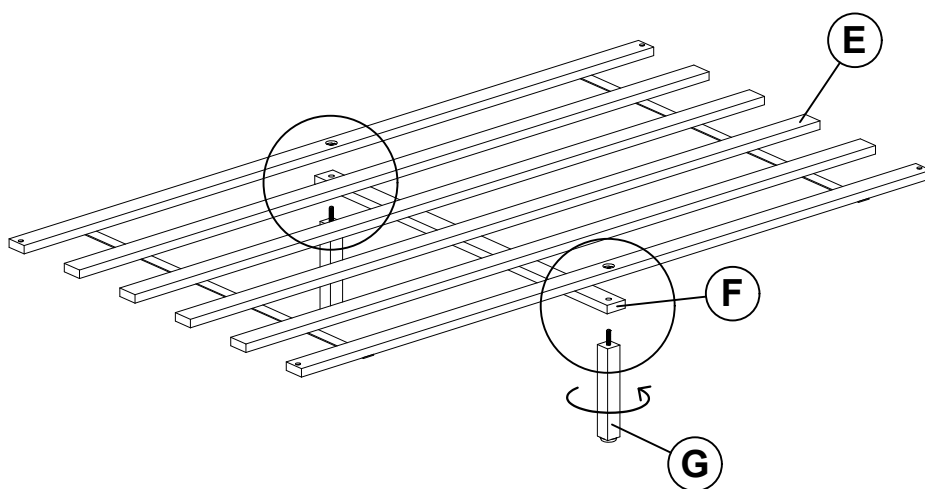
ASSEMBLY INSTRUCTIONS

STEP 1



**** BACK VIEW**

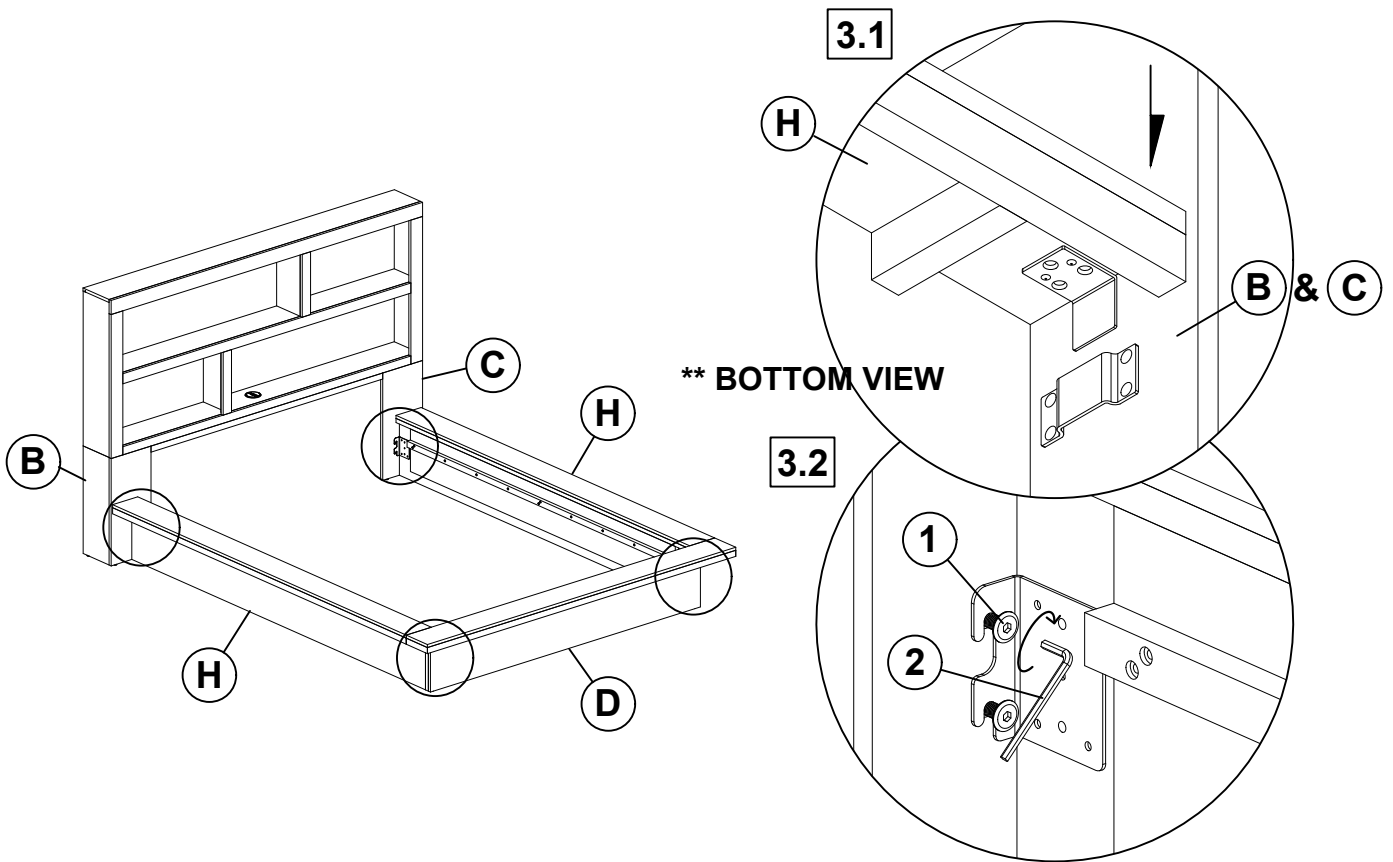
STEP 2



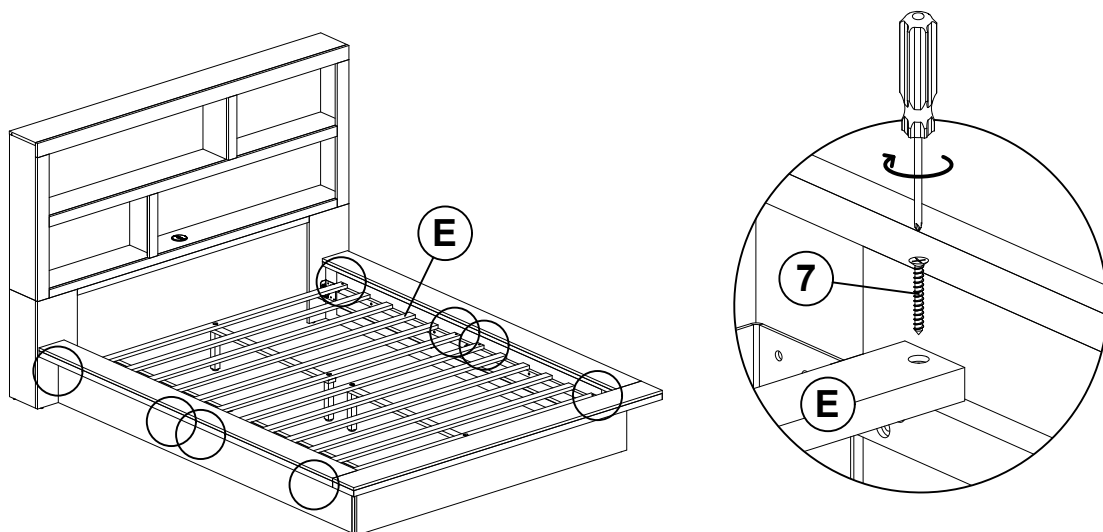
ITEM: 222650Q (B1&B2)

ASSEMBLY INSTRUCTIONS

STEP 3



STEP 4

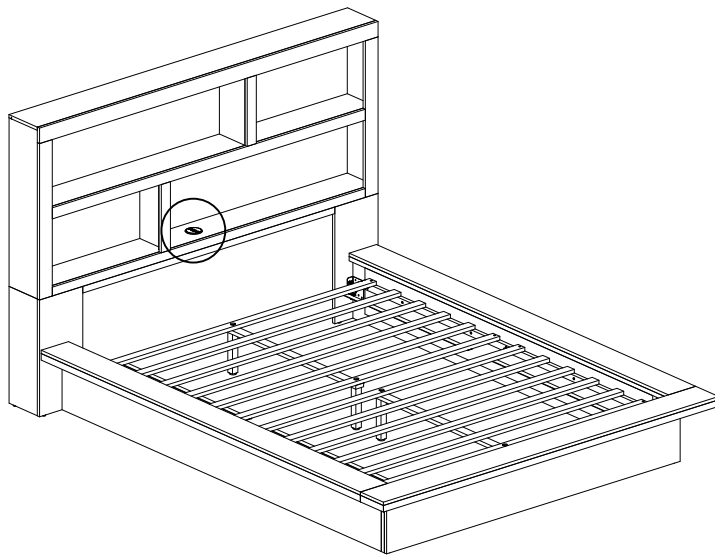
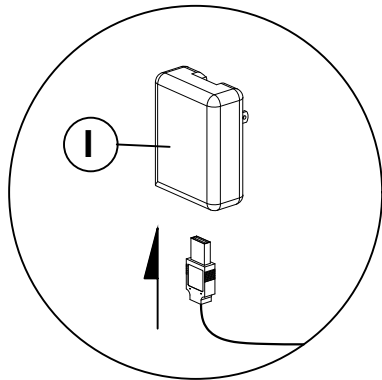


ITEM: **222650Q (B1&B2)**


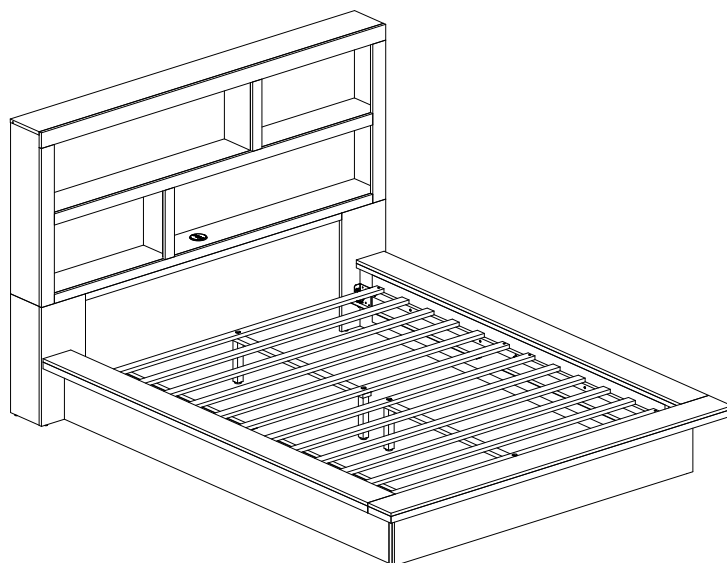


ASSEMBLY INSTRUCTIONS

STEP 5



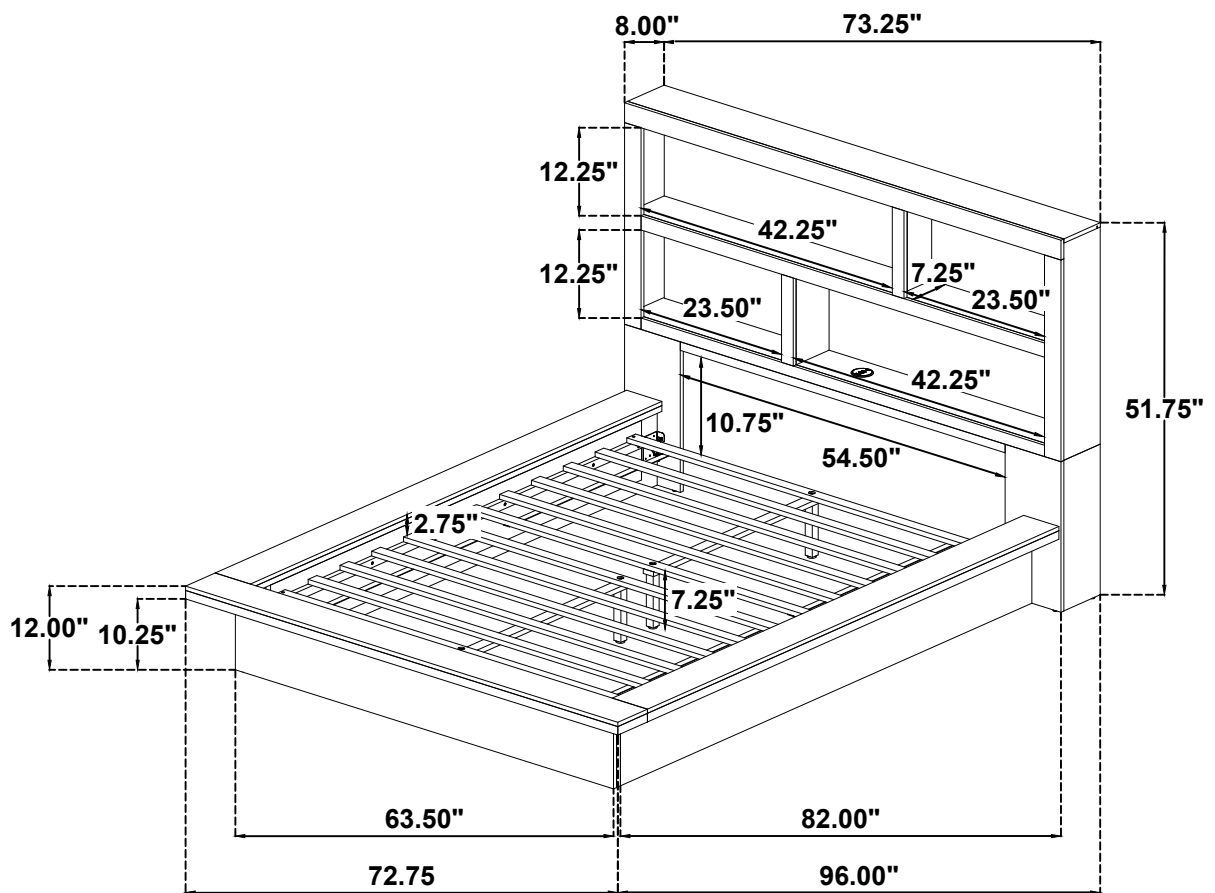
STEP 6
COMPLETE



ITEM: **222650Q (B1&B2)**



Inner Size : 60.75"W X 82.00"D



Note : Dimension tolerance $\pm 5\%$