

ASSEMBLY INSTRUCTIONS
COASTER FINE FURNITURE



Fine Furniture for every stage of life

223191Q(B1-B4)
Queen Bed

ITEM: 223191Q(B1-B4)



ASSEMBLY INSTRUCTIONS

ASSEMBLY TIPS :

1. Remove hardware from box and sort by size.
2. Please check to see that all hardware and parts are present prior to start of assembly.
3. Please follow attached instructions in the same sequence as numbered to assure fast & easy assembly.



WARNING !

1. Don't attempt to repair or modify parts that are broken or defective. Please contact the store immediately.
2. This product is for home use only and not intended for commercial establishments.



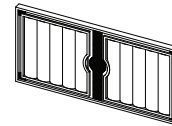
ASSEMBLY TIME

35 MINUTES

PARTS IDENTIFICATION

B1 (BOX 1)

A HEADBOARD PANEL



1PC

B ADAPTER



1PC

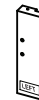
B2 (BOX 2)

C HEADBOARD SUPPORT



2PCS

D LEFT HEADBOARD LEG WITH "LEFT" LABEL



1PC

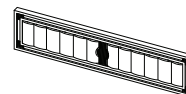
E RIGHT HEADBOARD LEG WITH "RIGHT" LABEL



1PC

B3 (BOX 3)

F FOOTBOARD PANEL



1PC

B4 (BOX 4)

G FOOTBOARD LEG



2PCS

H BED SLAT



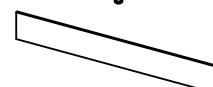
5PCS

I BED SLAT SUPPORT WITH LEVELER



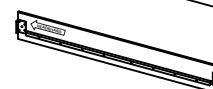
5PCS

J LEFT BED RAIL



1PC

K RIGHT BED RAIL



1PC

NOTE:

Phillips head screw driver is required in the assembly process; however, manufacturer does not provide this item.

ITEM: 223191Q(B1-B4)



ASSEMBLY INSTRUCTIONS

ASSEMBLY TIPS :

1. Remove hardware from box and sort by size.
2. Please check to see that all hardware and parts are present prior to start of assembly.
3. Please follow attached instructions in the same sequence as numbered to assure fast & easy assembly.



WARNING !

1. Don't attempt to repair or modify parts that are broken or defective. Please contact the store immediately.
2. This product is for home use only and not intended for commercial establishments.

HARDWARE IDENTIFICATION

Z-B4 (BOX 4) - HARDWARE PACK IS LOCATED IN 223191Q(B4)

1	ALLEN WRENCH (Φ4 X 95mm - ZINC)		1PC
2	SHORT BOLT WITH WASHER (Φ6 X 30mm - BLK)		8PCS
3	LONG BOLT WITH WASHER (Φ6 X 45mm - BLK)		10PCS
4	LONG BOLT (Φ6 X 45mm - BLK)		5PCS
5	FLAT HEAD SCREW (Φ4 X 32mm - BLK)		10PCS

NOTE:

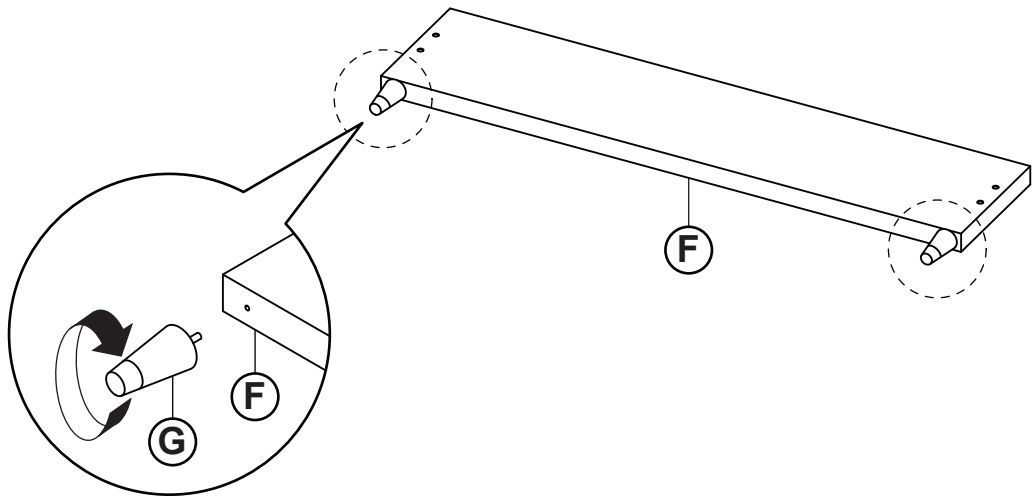
Phillips head screw driver is required in the assembly process; however, manufacturer does not provide this item.

ITEM: **223191Q(B1-B4)**

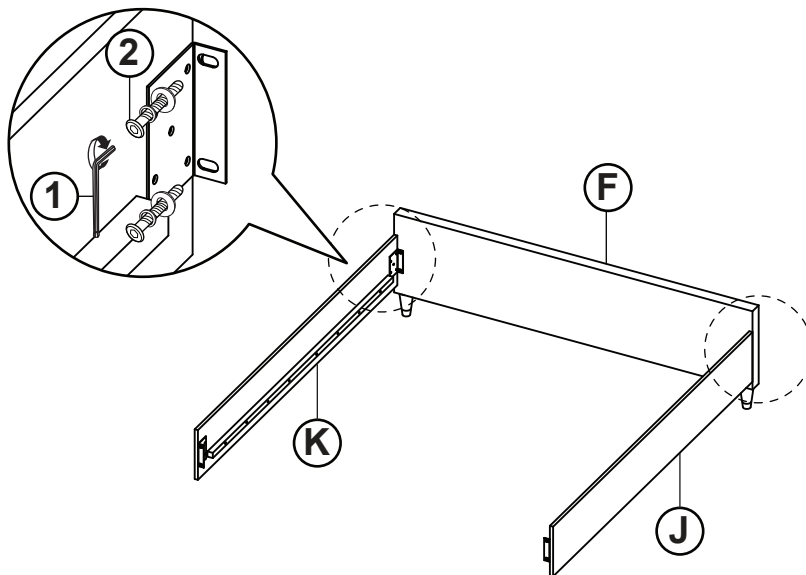


ASSEMBLY INSTRUCTIONS

STEP 1

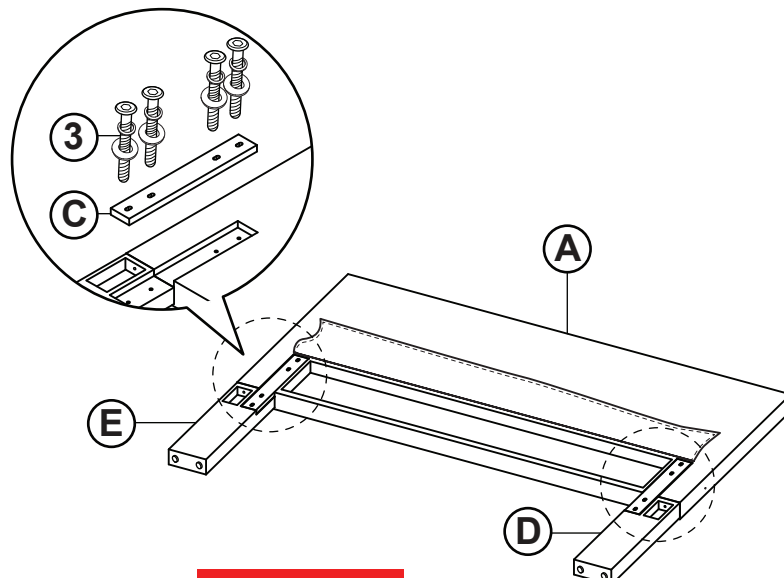


STEP 2



STEP 3

Hand tighten all the bolts

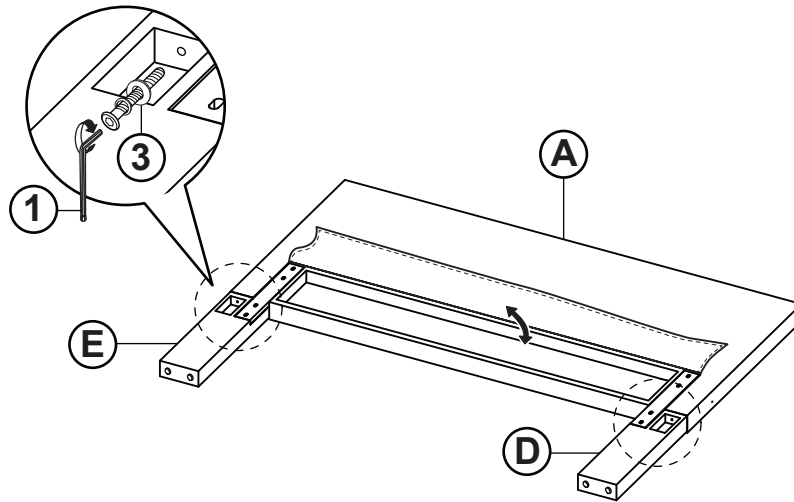


ITEM: 223191Q(B1-B4)

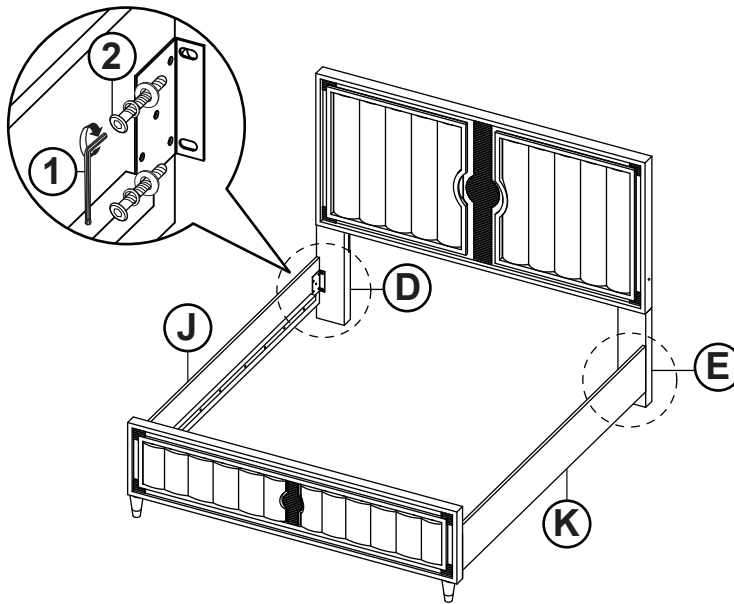
ASSEMBLY INSTRUCTIONS

STEP 4

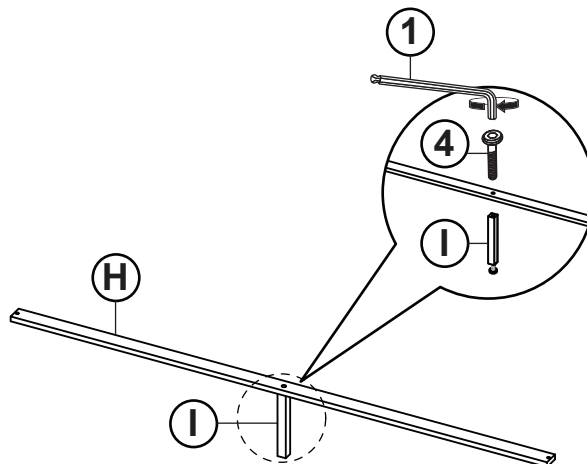
Fully tighten all the bolts using Allen Wrench (1) at Step 3 & 4



STEP 5



STEP 6

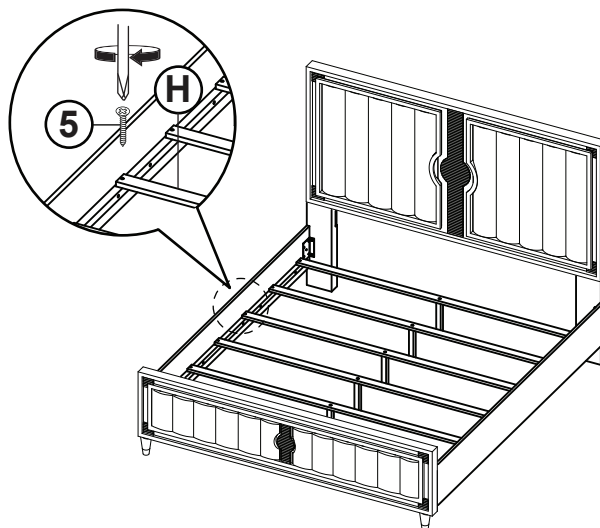


ITEM: 223191Q(B1-B4)

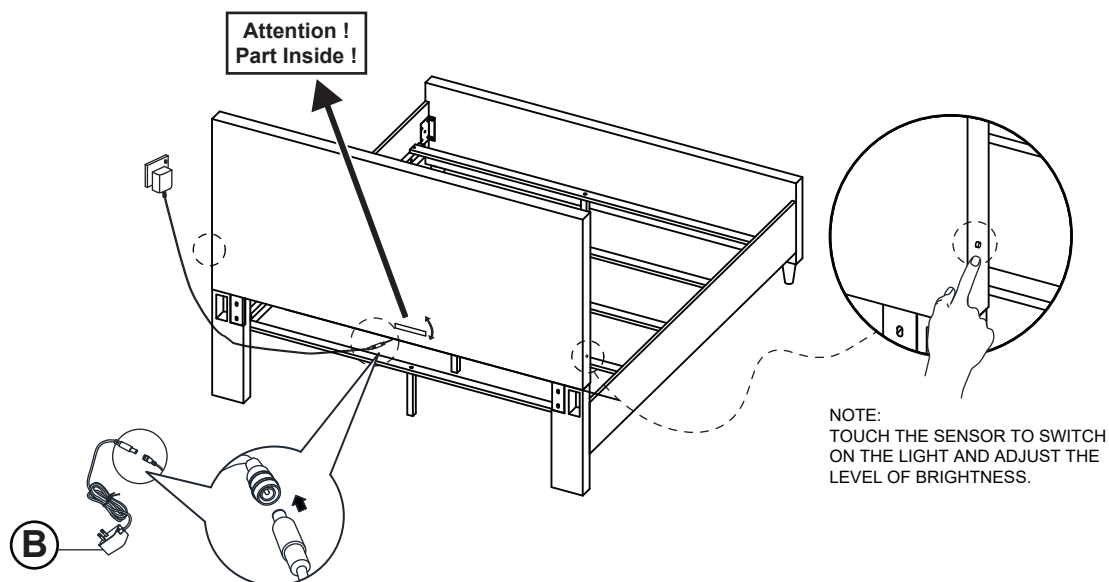


ASSEMBLY INSTRUCTIONS

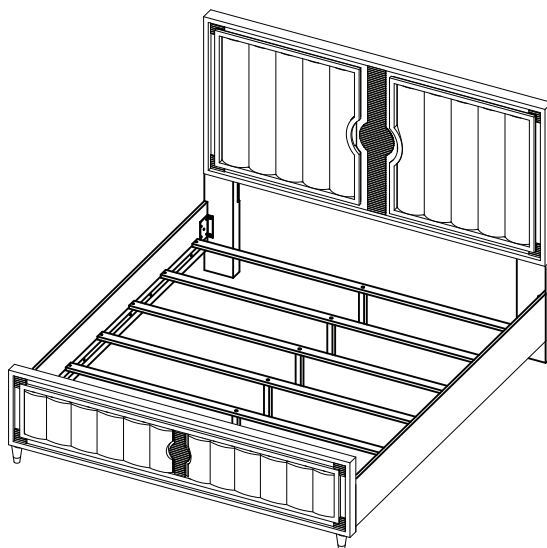
STEP 7



STEP 8



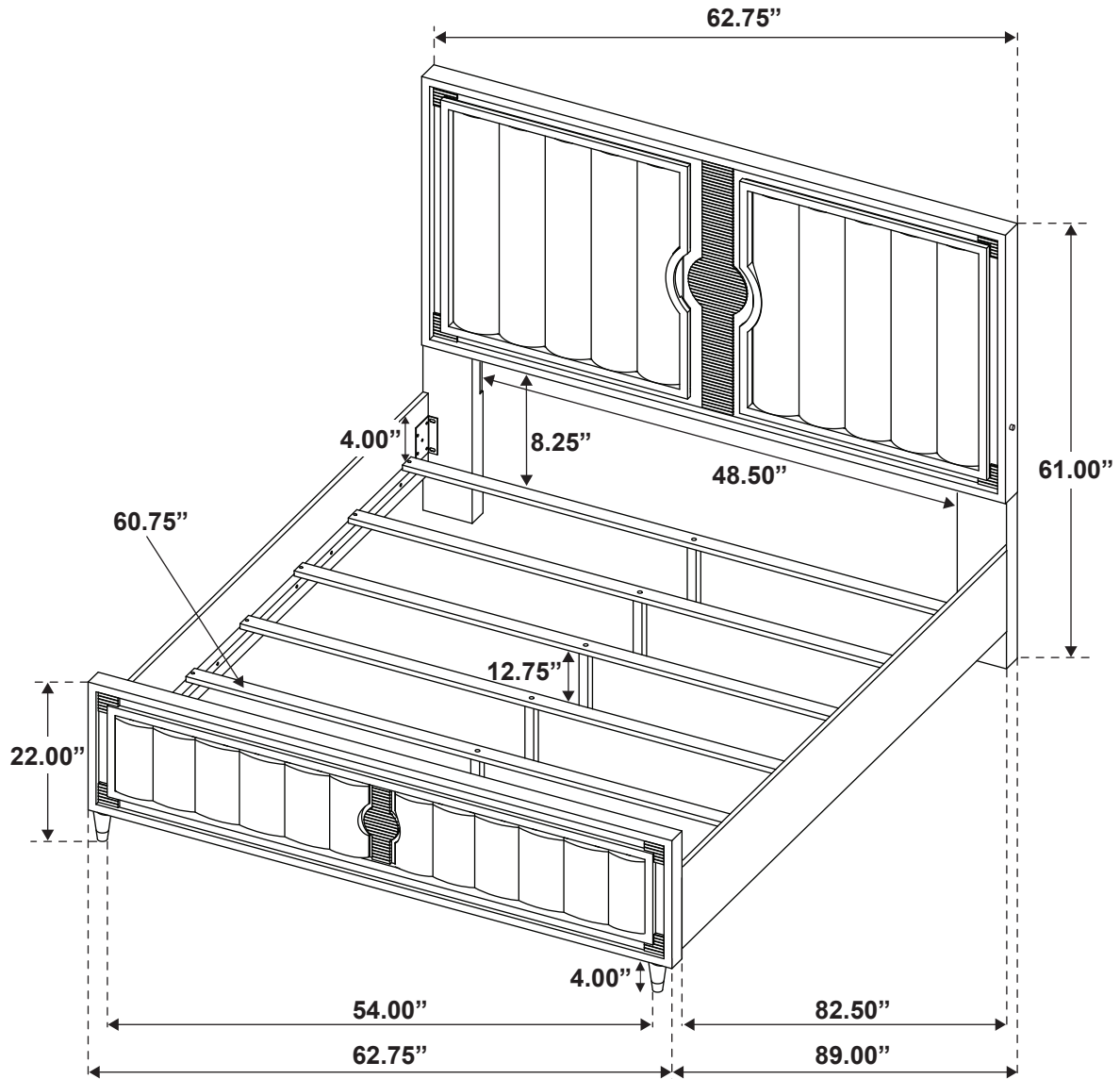
STEP 9 COMPLETE



ITEM: **223191Q(B1-B4)**



Inner Size : 61.25"W x 81.50"D



Note: Dimension tolerance $\pm 5\%$