



*ASSEMBLY INSTRUCTIONS
COASTER FINE FURNITURE*



Fine Furniture for every stage of life

504973
CHAIR

ITEM: 504973

ASSEMBLY INSTRUCTIONS



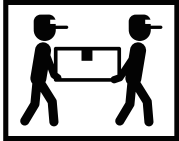
ASSEMBLY TIPS:

1. Remove hardware from box and sort by size.
2. Please check to see that all hardware and parts are present prior to start of assembly.
3. Please follow attached instructions in the same sequence as numbered to assure fast & easy assembly.



WARNING!

1. Don't attempt to repair or modify parts that are broken or defective. Please contact the store immediately.
2. This product is for home use only and not intended for commercial establishments.



ASSEMBLY TIME **8 MINUTES**

PARTS IDENTIFICATION

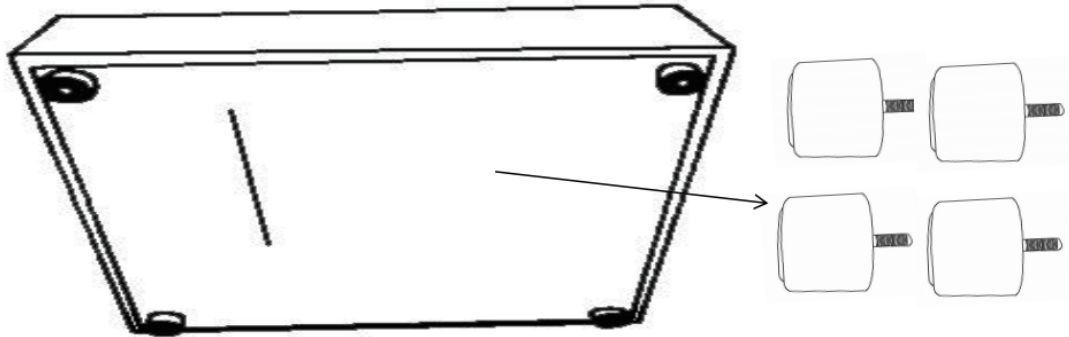
	PART NAME	FIGURE	QUANTITY
A	CHAIR BASE		1PC
B	PILLOW		1PC
C	SEAT CUSHION		1PC
D	LEG		4PCS

ITEM: 504973

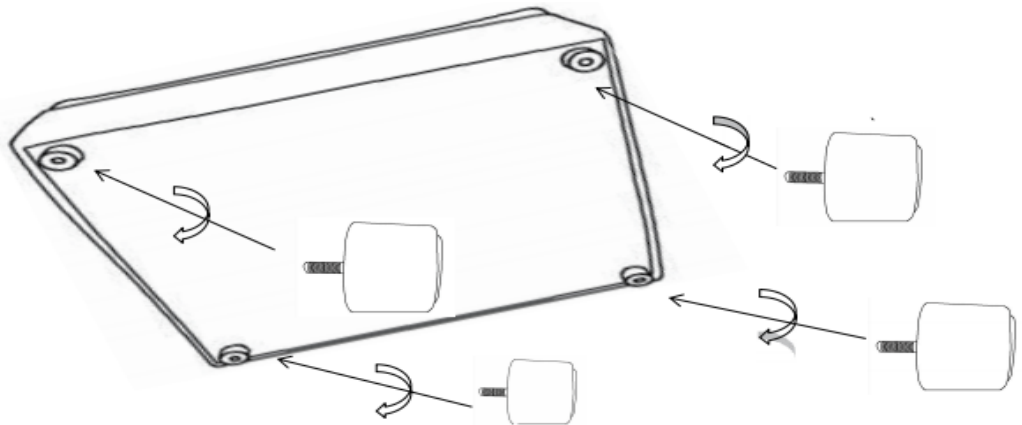
ASSEMBLY INSTRUCTIONS




STEP 1 Turn over the item and take out the legs from zippered pouch and install the legs as pictures show



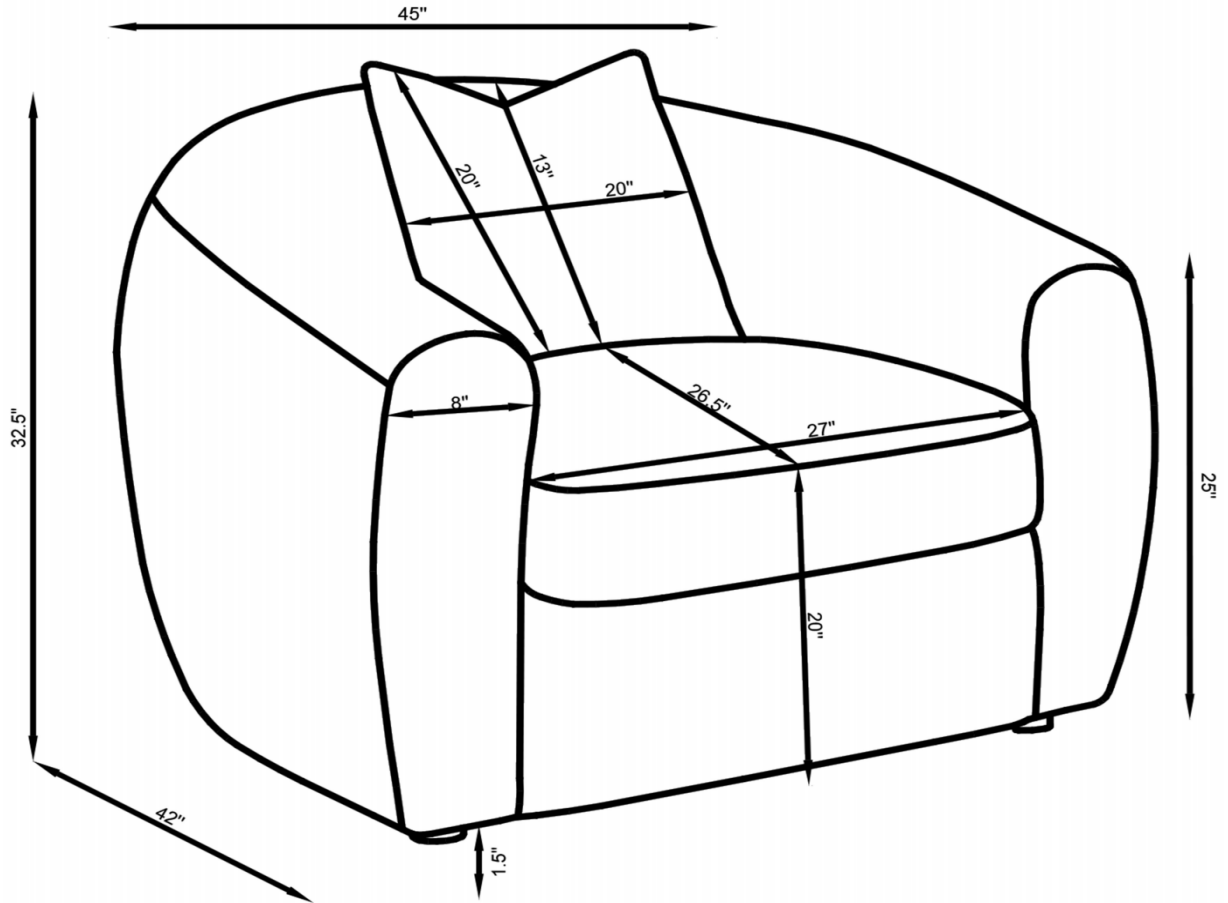
STEP 2



STEP 3 COMPLETE



ITEM: 504973



Note : Dimension tolerance $\pm 5\%$

