

ASSEMBLY INSTRUCTIONS
COASTER FINE FURNITURE



Fine Furniture for every stage of life

710908
COFFEE TABLE

ITEM: 710908



ASSEMBLY INSTRUCTIONS

ASSEMBLY TIPS:

1. Remove hardware from box and sort by size.
2. Please check to see that all hardware and parts are present prior to start of assembly.
3. Please follow attached instructions in the same sequence as numbered to assure fast & easy assembly.



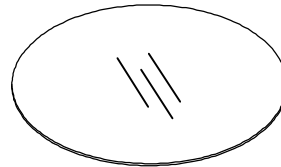
WARNING!

1. Don't attempt to repair or modify parts that are broken or defective. Please contact the store immediately.
2. This product is for home use only and not intended for commercial establishments.

ASSEMBLY TIME 25 MINUTES

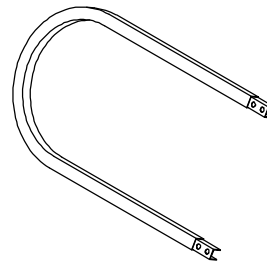
PARTS IDENTIFICATION

A TOP GLASS



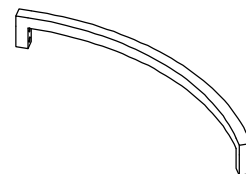
1PC

B U FRAME



3PCS

C TOP FRAME



3PCS

Z

HARDWARE IDENTIFICATION

1 BOLT
(1/4" x 8mm SR)



12PCS

3 LEVELER
(1/4" x 12mm BLK)



3PCS

2 SUCTION CUP



6PCS

4 ALLEN WRENCH
(4mm)

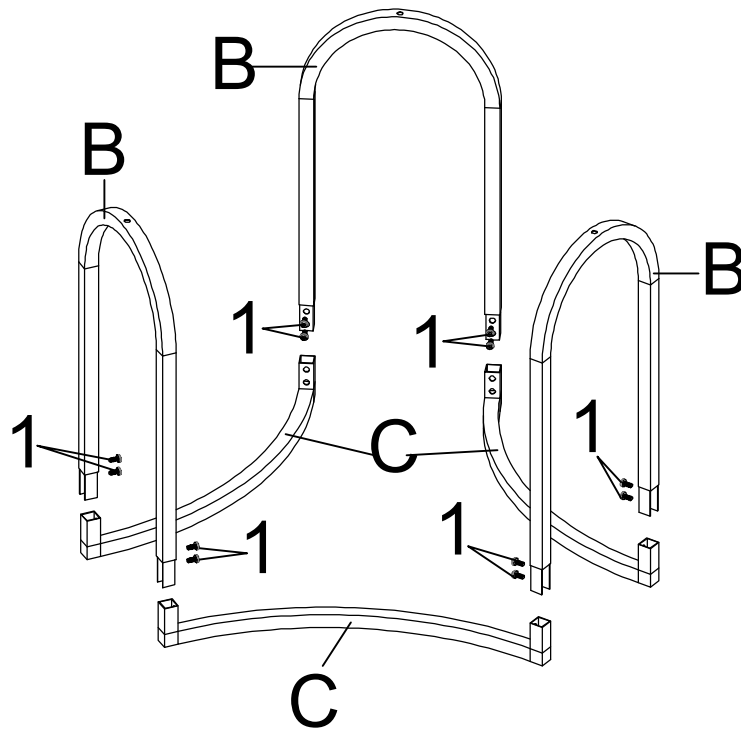


1PC

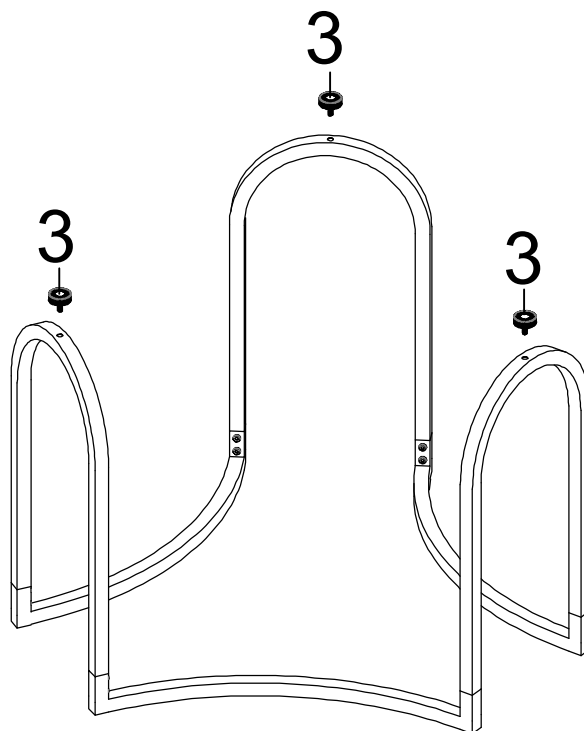
ITEM:710908

ASSEMBLY INSTRUCTIONS

STEP 1



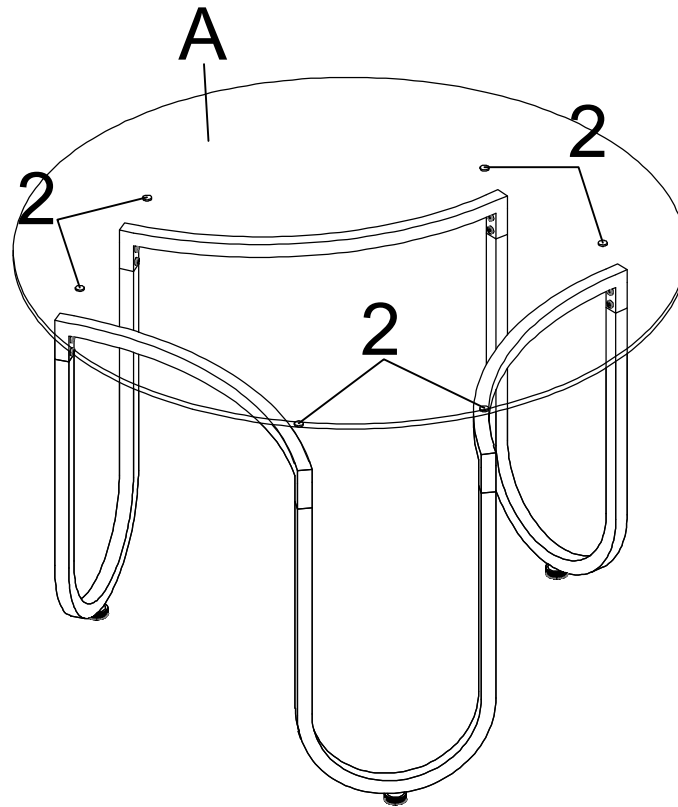
STEP 2



ITEM: 710908

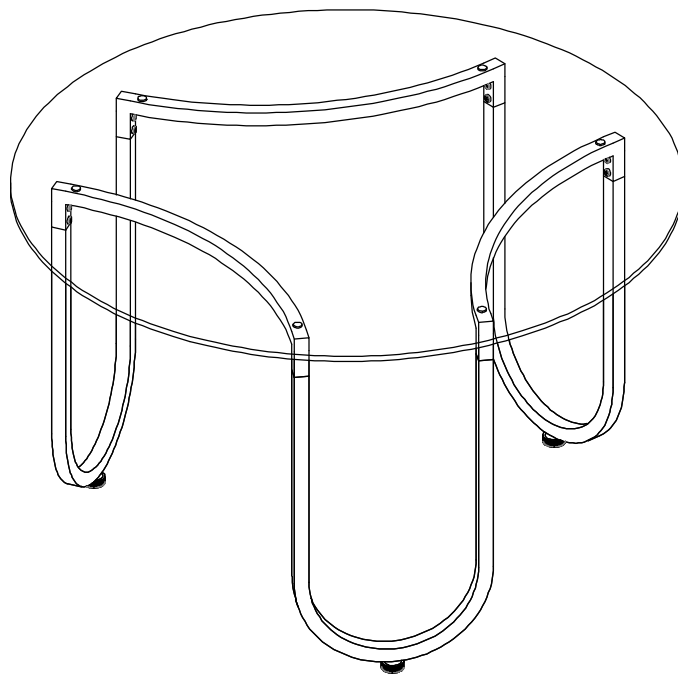
ASSEMBLY INSTRUCTIONS

STEP 3



STEP 4

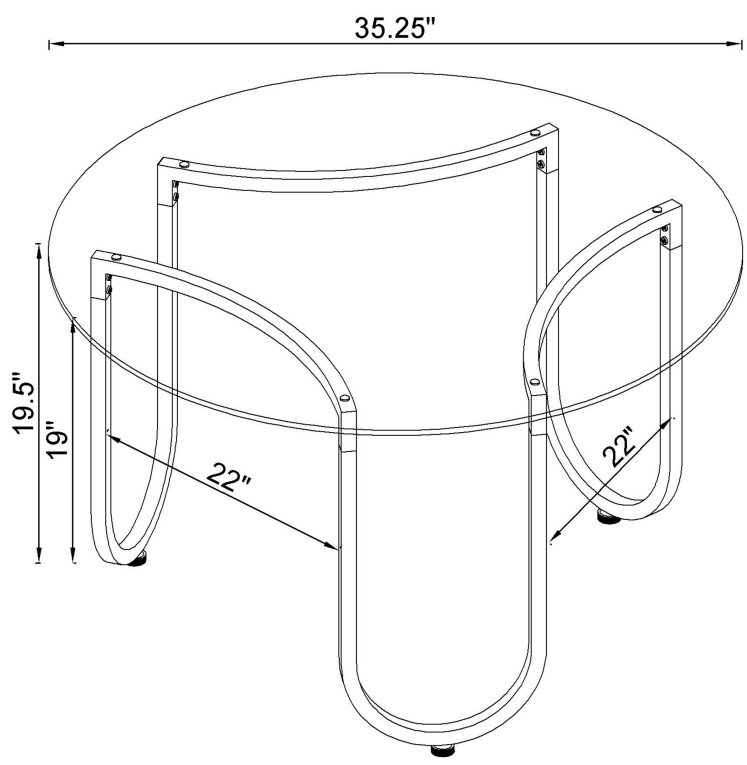
COMPLETE



ITEM:710908 ASSEMBLY INSTRUCTIONS



Product Size : DIA 895 X 495 H (MM)
Product Size : DIA 35.25" X 19.5"



Note:Dimension tolerance±5%