




# Assembly Instruction

Model:405


Thank you for purchasing this quality product! Make sure all components and small hardware parts included in the package you start to assemble the product.

## Components List

## Hardware List

Serial NO.	Description and Drawing	Quantity	Serial NO.	Description and Drawing	Quantity
1		1	A		24
2		4			

### Step1



### Step2 Finished

