



Washer + Dryer Set

EW 826 + ED 866 DL

Equator Laundry Set 110V ONE OUTLET 15 Lb Washer 1.62cf+13Lb Vented Dryer 3.1cf



Stacked



Side by Side



Super Washer

Sanitize • Allergen • Winterize • PET Cycle

HIGHLIGHTS



- QR Code
- Max Extract
- Touch Buttons
- 4 Memory Programs
- Automatic Water Level
- Color Coded LED Display
- Anti Bacterial Drum Baffle
- Pet Cycle: Special program to remove pet hair.
- Diagnostic Sensors (9 error codes)
- Compliant with Prop 65 (California)



**RSK 3080
(Included)**



WASH CYCLES

- Normal
- Prewash
- Heavy
- ECO
- Quick 20
- Baby
- Delicate
- Wool
- Sanitize
- Quiet
- Allergen
- PET Cycle

OPTIONS

- Winterize
- Spin Only
- Self Clean

FEATURES

- Child Lock
- Delay Start
- Foam Control
- Add-a-Sock Option
- End of Cycle Chime
- Start / Pause Function
- Easy to Open Coin Trap
- Adjustable Levelling Legs - 4
- Easy to Install - Remove 2 Shipping Rods
- Electronic Control Panel with LED Lights
- Energy Saving - Auto Display off after 5 min
- Angled 45° Door Handle (Reduces bending)

SPECIFICATIONS

Model	826
Colors	White / Black / Silver
Capacity	1.62 cu.ft. / 15 lbs
Electrical	110V / 60Hz / 15A
Programs	16
Door Diameter / Swing	18" / 180°
Pre-Wash Function	Yes
Automatic Door Lock in Wash	Yes
Water Intake in Drum	Circumference & Back
Stainless Steel Drum	Yes, Pearl Design
Spin Speed	1400 rpm
Weight (Net/Gross)	152 / 162
Product Dimensions HxWxD (inch)	33.5 x 23.5 x 21.85
Packaging Dimensions HxWxD (inch)	35 x 26 x 22.6
Type of Shipping	LTL
Certification	ETL
Warranty	1 Year Parts and Labor

Keywords: Sanitize, Allergen Cycle, Anti-Bacterial Drum Baffles, Color Coded LED Display, Winterize, Quiet Cycle, Delay Start



Equator Advanced Appliances • 5006 Steffani Lane, Houston, Texas, 77041, USA
Toll Free: 800-935-1955 • www.EquatorAppliances.com • Email: mail@equatorappliances.com

Super Washer - Model 826

ENERGY SAVING

Automatic Water Level: Weighs the clothes to automatically use the correct amount of water required

Delay Start: Set the start time up to 24 hours later, in one hour increments

INNOVATIVE WASHING

Sanitize Cycle: Water is heated to 165° F to sanitize clothes. Perfect for people working in contaminated environments to protect the family eg. hospitals

Allergen Cycle: Special cycle to kill dust mites. The water is heated to 131° F and kept at that temp for 3 minutes

Quiet Cycle: Clothes are washed and dried at low RPM with noise level less than 60 dB. Perfect for families working in different shifts, babies and seniors

Winterize Cycle: Winterize your machine in 2 minutes. Pour antifreeze and Start

SPECIAL FEATURES

Self clean option: Runs a short wash to clean the drum

Child lock: Locks all operations during a cycle so a child cannot operate it

Pause: Stop the operations at any time of the cycle for any reason

Reload: Open the door during a wash cycle to add clothes

End of cycle chime: The machine will chime at the end of the program every 5 minutes until any button is pressed or the door is opened

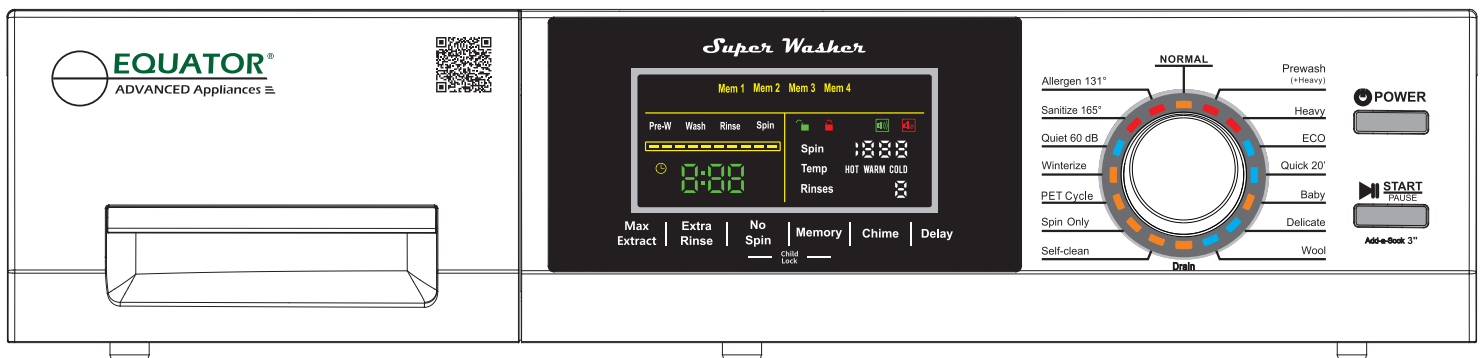
Hose Length: Drain Hose - 6 Feet and Intel Hose - 6 Feet

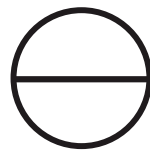
Built-In: Surge protector & voltage stabilizer

PET Cycle: Special program to remove pet hair.

FASTER SERVICE

Built-in Diagnostics: Choice of 9 error codes inform the user of possible problems, reducing down-time for service





EQUATOR[®]

ADVANCED Appliances



Vented Dryer 13lbs (Direct Line)

SPECIFICATIONS

Model	866 DL
Color	White, Black, Silver
Capacity	3.1 cu. ft. / 13 lbs
Type	Vented
Electrical	110V / 60Hz / 1200W / 12A
Power Connection	3-Prong Plug
Spin Speed	65 rpm
Weight (Net/Gross) lbs	75 / 84
Product Dimensions HxWxD (Inch)	33.5 x 23.6 x 22
Package Dimensions (Inch)	35 x 26 x 22.6
Depth with Door Open (Inch)	38.9
Certification	ETL



Direct Line: Insert the washer plug into socket at the back of the dryer. The dryer has got advanced electronics which prevents tripping of the breaker.

SPECIAL FEATURES

- Direct Line
- Reload
- Sensor Dry
- Child Lock
- Delay Start
- Chime On/Off
- Program Knob
- Auto - Power Off
- Door Reversible
- Adjustable Feet
- Stainless Steel Drum
- Clean Lint Filter Reminder
- Display and Interior LED Lights

DRY PROGRAMS

- Time - 20, 40, 60 Minutes
- Refresh
- Automatic Wrinkle Guard
- Dry Levels -
Extra, More, Less, Damp
- Heat levels -
High, Medium, Air

DRY CYCLES

- Normal
- Heavy
- Eco
- Delicate
- Shoes
- Allergen 131°
- Sanitize 165°
- Refresh 12'

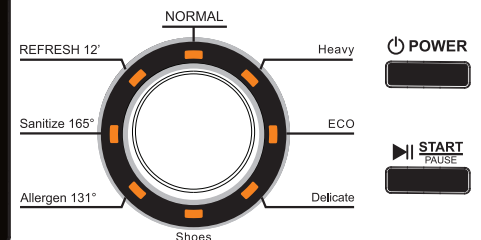
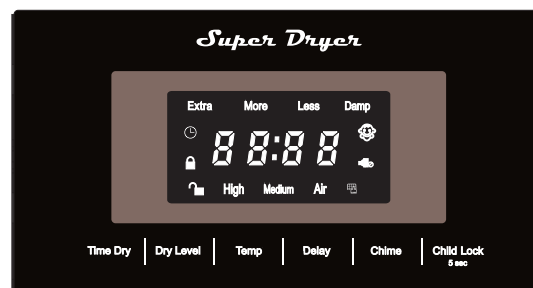
INCLUDED

- Exhaust Elbow
- Exhaust Hose

ADDITIONAL ACCESSORIES

- Pedestal
- Drying Rack

Control Panel



Equator Advanced Appliances • 5006 Steffani Lane, Houston, Texas, 77041, USA
Toll Free: 800-935-1955 • www.EquatorAppliances.com • Email: mail@equatorappliances.com