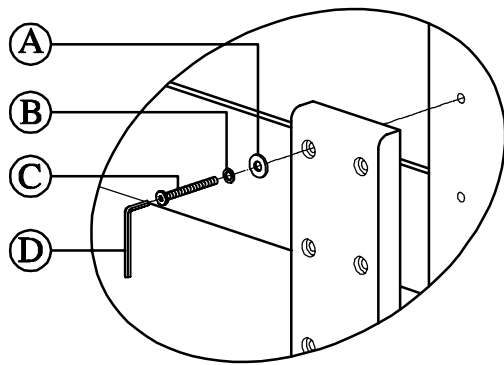
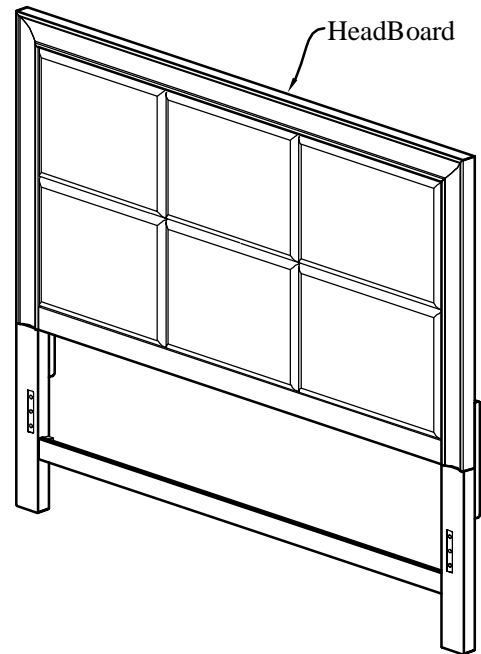
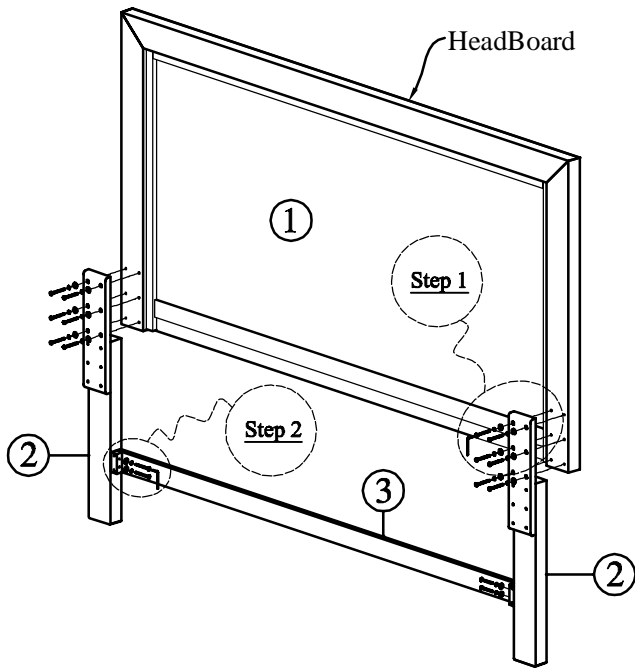


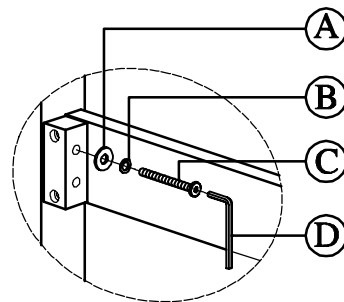
ASSEMBLY INSTRUCTION

DESCRIPTION: QUEEN HEADBOARD

ITEM: #8171-01Q-HB



Step 1



Step 2

PART LIST

No.	Part description	Q'ty
1	Headboard	1
2	Headboard Leg (1R & 1L)	2
3	Queen Headboard Bottom Rail	1

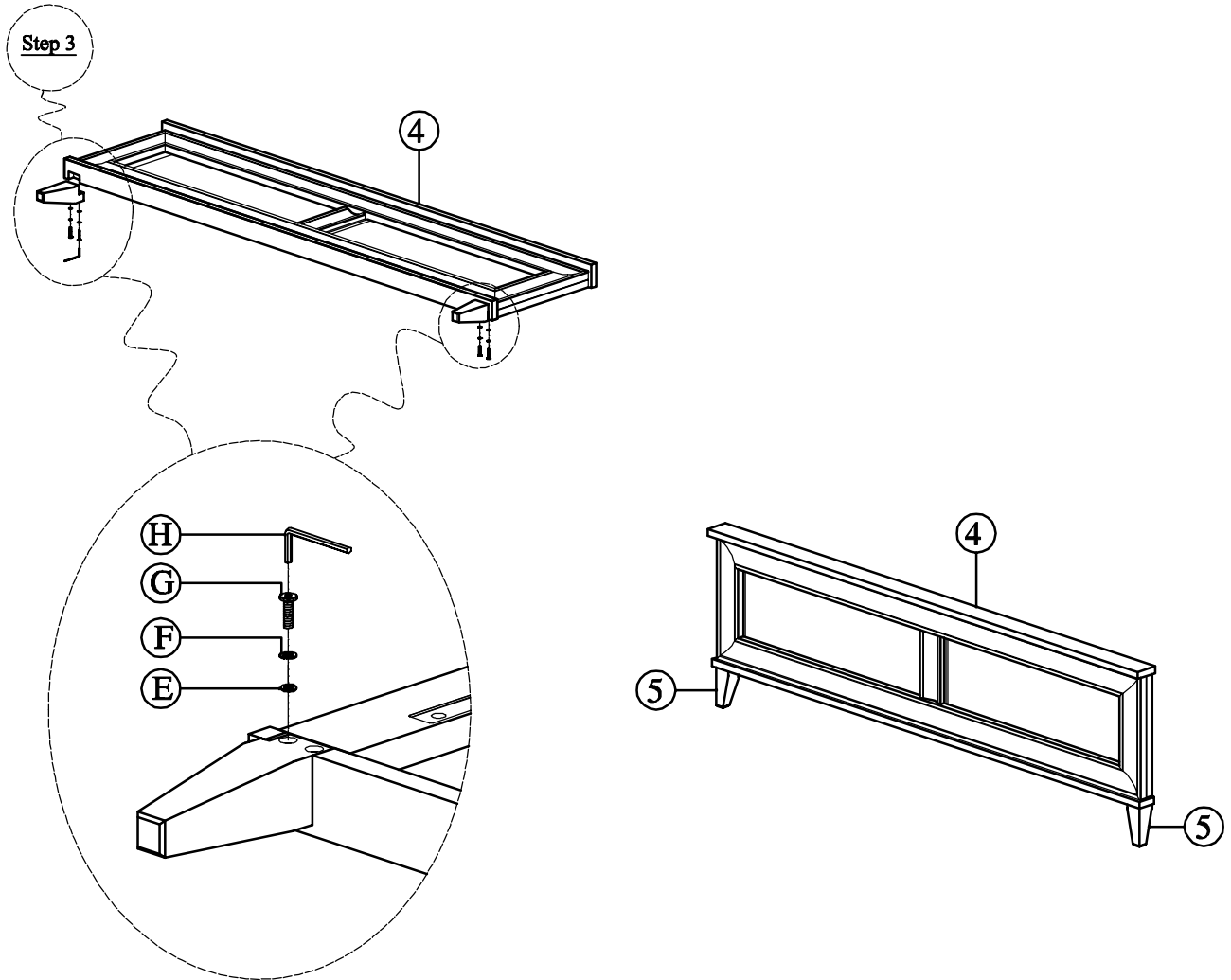
HARDWARE LIST

No.	Hardware Description	Q'ty
A	Flat washer (Ø1/4" x 1/2")	16
B	Lock Washer (Ø1/4")	16
C	Bolt (Ø1/4" x 1 3/4")	16
D	Allen key (4 x 59mm)	1
Above Hardware Packed with HeadBoard		

ASSEMBLY INSTRUCTION

DESCRIPTION: QUEEN STORAGE FOOTBOARD

ITEM: #8171-01Q-FB



Step 3

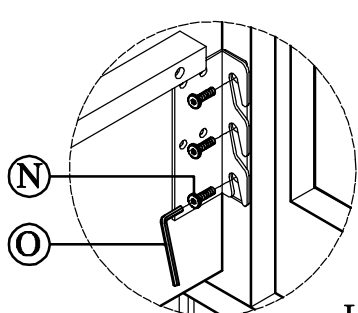
PART LIST		
No.	Part description	Q'ty
4	Queen Storage Footboard	1
5	Footboard Leg (1R & 1L)	2

HARDWARE LIST		
No.	Hardware Description	Q'ty
E	Flat washer (Ø1/4" x 1/2")	4
F	Lock Washer (Ø1/4")	4
G	Bolt (Ø1/4" x 2")	4
H	Allen key (4 x 59mm)	1
Above Hardware Packed with Footboard		

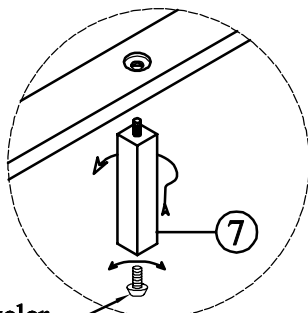
ASSEMBLY INSTRUCTION

DESCRIPTION: QUEEN STORAGE FOOTBOARD

ITEM: #8171-01Q-FB

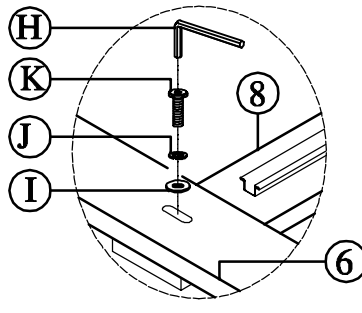


Step 4

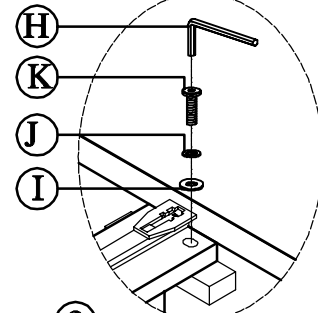


Leveler

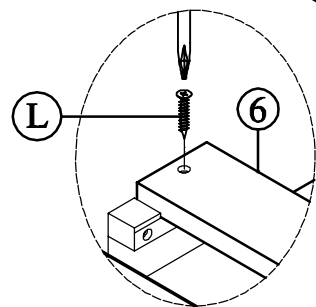
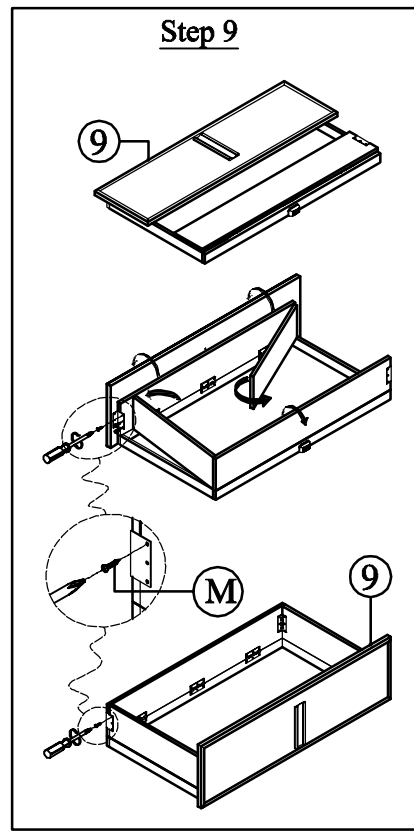
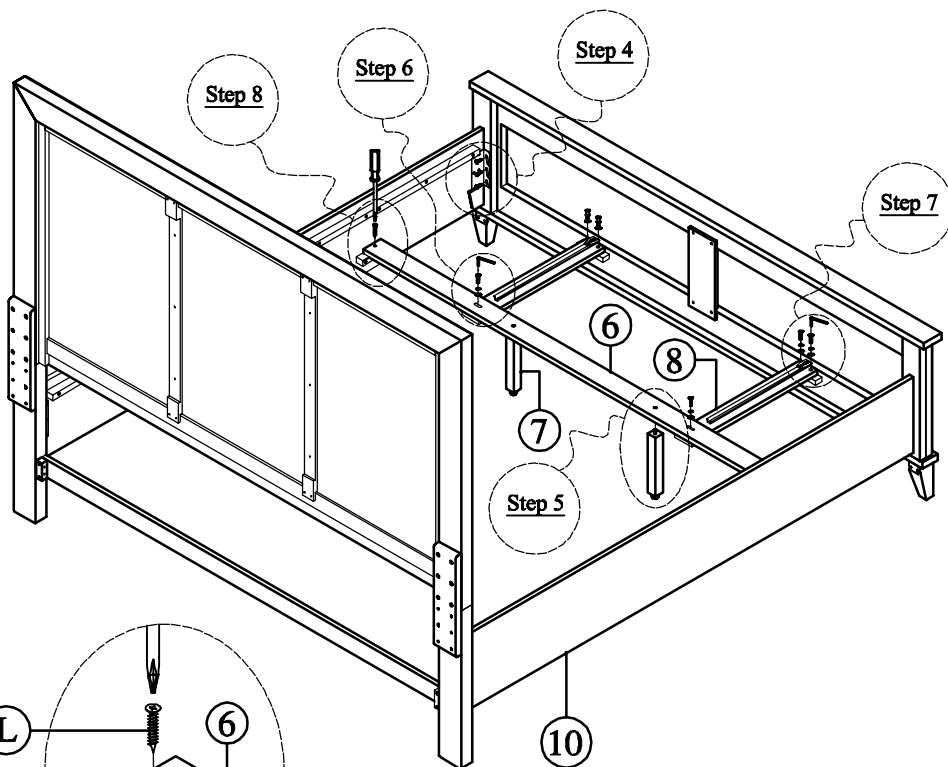
Step 5



Step 6



Step 7



Step 8

PART LIST

No.	Part description	Q'ty
6	Queen Bed Footboard Storage Drawer Slat	1
7	Storage Drawer Support leg With Leveler	2
8	Footboard Storage Rail With Drawer Slide	2
9	Queen Bed Storage Drawer	2

HARDWARE LIST

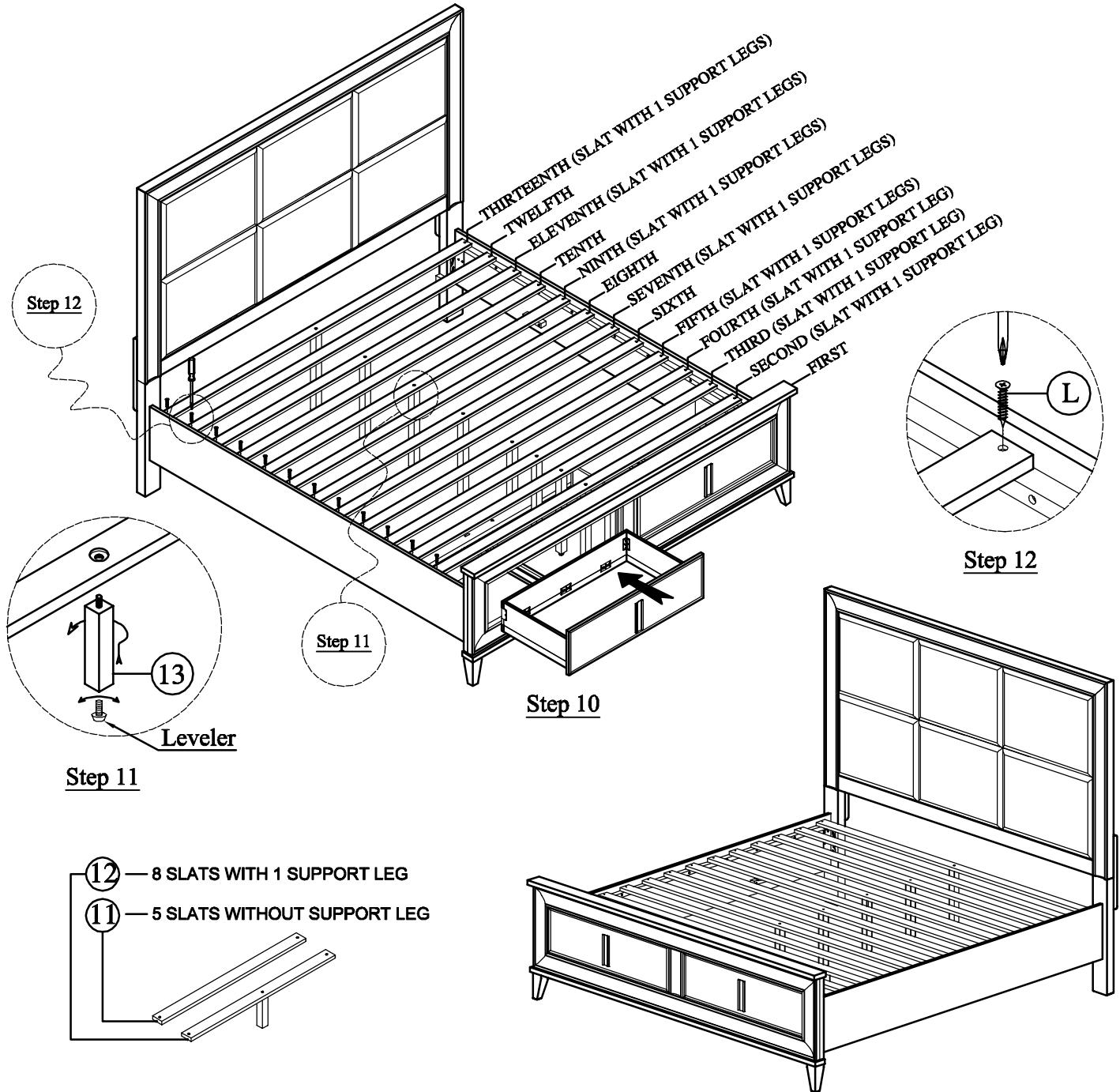
No.	Hardware Description	Q'ty
I	Flat washer (Ø1/4" x 3/4")	6
J	Lock Washer (Ø1/4")	6
K	Bolt (Ø1/4" x 1 3/8")	6
L	Screw (Ø4 x 1 1/8")	28
M	Screw (Ø3.5 x 3/8")	12

Above Hardware Packed with Footboard

ASSEMBLY INSTRUCTION

DESCRIPTION: QUEEN STORAGE SIDE RAILS

ITEM : #8171-01Q-RS



PART LIST

No.	Part description	Q'ty
10	Storage Bed Side Rail	2
11	Queen Bed Slats (Without Support Leg)	5
12	Queen Bed Slats (With 1 Support Leg)	8
13	Slat Support Leg With Leveler	8

HARDWARE LIST

No.	Hardware Description	Q'ty
N	Bolt (Ø5/16" x 1")	12
O	Allen key (4 x 59mm)	1
Above Hardware Packed with Side Rail		