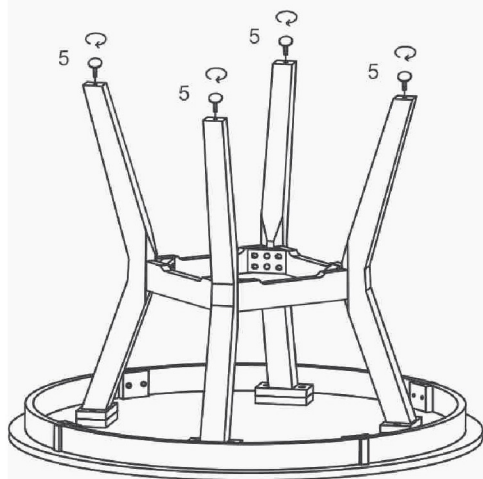
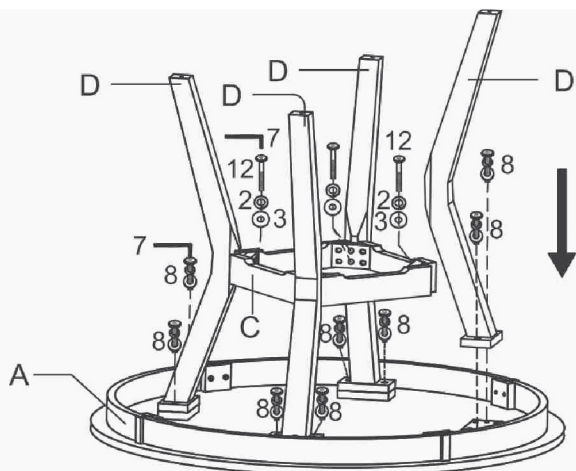
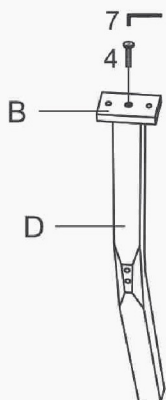


ASSEMBLY INSTRUCTION








ITEM NO.: #5213

DESCRIPTION : 5 PCS SET

Thank you for purchasing this quality product. Be sure to check all packing material carefully for small hardware which may have come loose inside the carton during shipment. Identify and count all hardware and compare with the hardware list below.



HARDWARE LIST FOR TABLE

NO	FIGURE	Q'TY	DESCRIPTION	NO	FIGURE	Q'TY	DESCRIPTION
2		8 PCS	SPRING WASHER	7		1 PC	ALLEN KEY
3		8 PCS	FLAT WASHER	8		8 PCS	SHORT ALLEN BOLT
4		4 PCS	LONG ALLEN BOLT	12		8 PCS	LONG ALLEN BOLT
5		4 PCS	ADJUST ABLE FOOT				

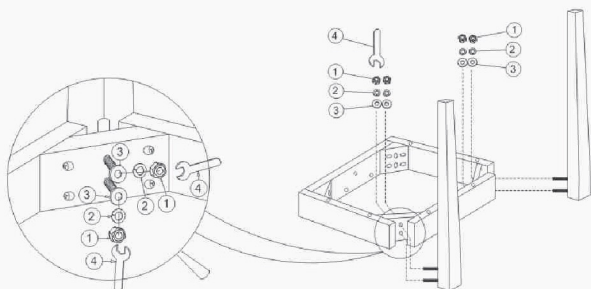
ASSEMBLY INSTRUCTION

ITEM NO.: #5213

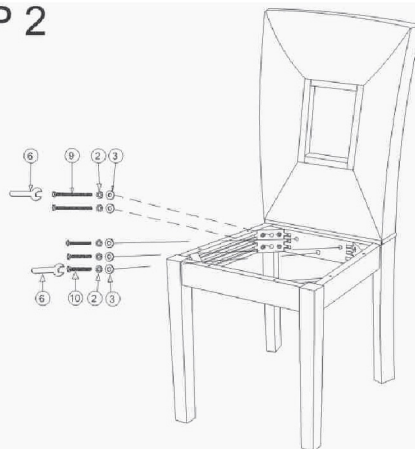
DESCRIPTION : 5 PCS SET

Thank you for purchasing this quality product. Be sure to check all packing material carefully for small hardware which may have come loose inside the carton during shipment. Identify and count all hardware and compare with the hardware list below.

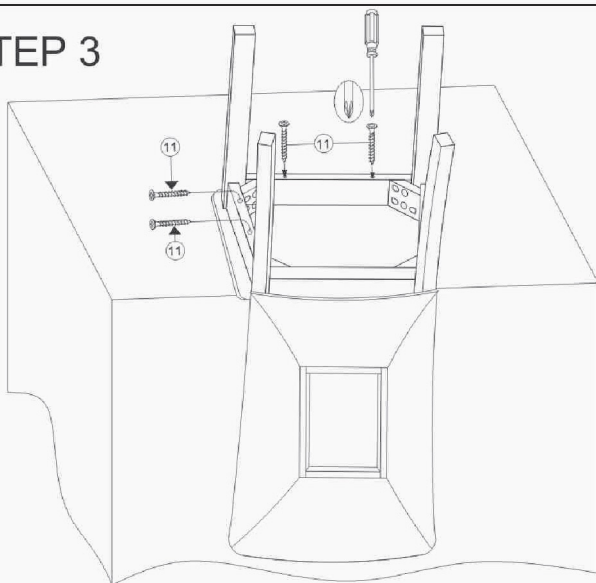
STEP 1



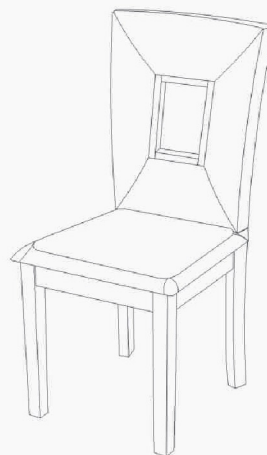
STEP 2










STEP 3



STEP 4



HARDWARE LIST FOR TABLE

NO	FIGURE	Q'TY	DESCRIPTION	NO	FIGURE	Q'TY	DESCRIPTION
1		16 PCS	NUT	9		16 PCS	LONG BOLT
2		44 PCS	SPRING WASHER	10		12 PCS	SHORT BOLT
3		44 PCS	FLAT WASHER	11		24 PCS	WOOD SCREW
6		1 PC	OPEN WRENCH				