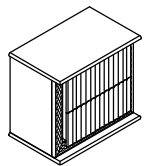


ASSEMBLY INSTRUCTIONS

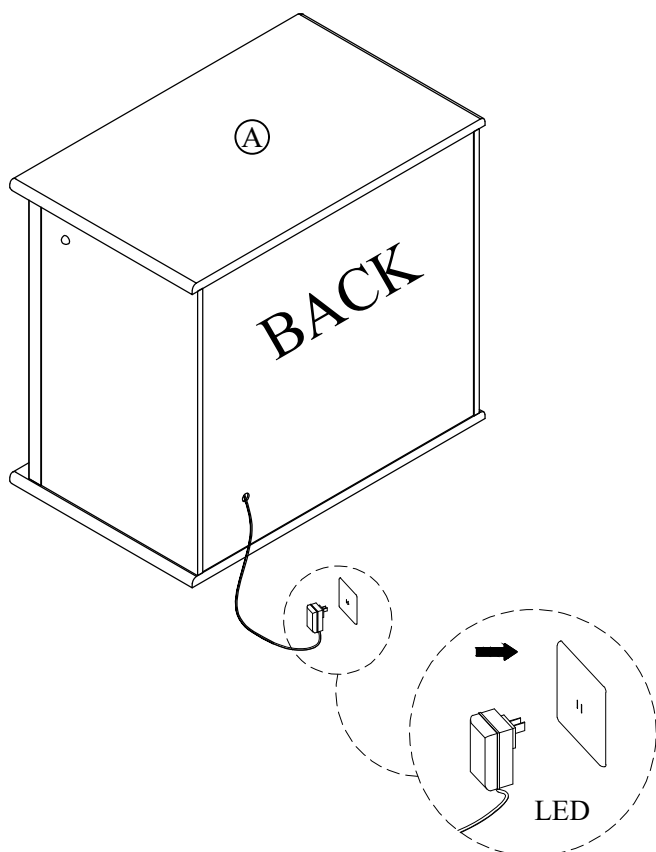
NIGHTSTAND 2477-20

Caution: Please read instructions thoroughly before unpacking assembly parts. Sharp exposed staple tips can cause injury, therefore, for your protection, please remove any exposed staples used in packing.

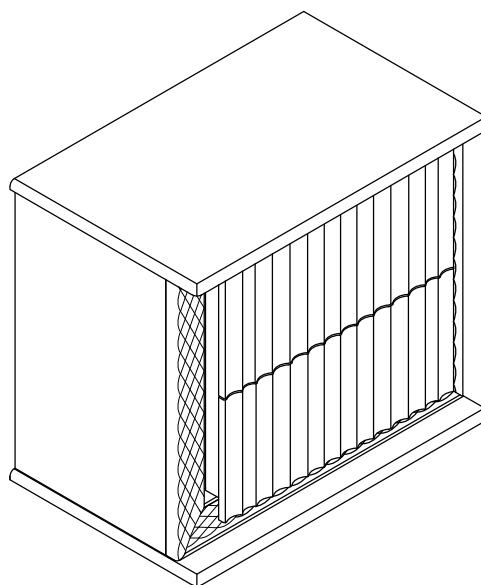
- 1-We recommend that you should assemble this product with the assistance of another person; this will make assembly easier, and will help to eliminate damage to the product or injury or persons during assembly.
- 2-Be sure to check all packing materials carefully for small parts that may have come loose inside the carton during shipment.
- 3-Please do not over tighten screws or bolts.
- 4-Please put all parts on a non-abrasive floor before assembly, and follow the assembly steps to assemble your newly purchased product correctly and efficiently.

Code	Parts		Qty
Ⓐ	Nightstand		1pc

STEP 1



COMPLETE



MADE IN VIETNAM