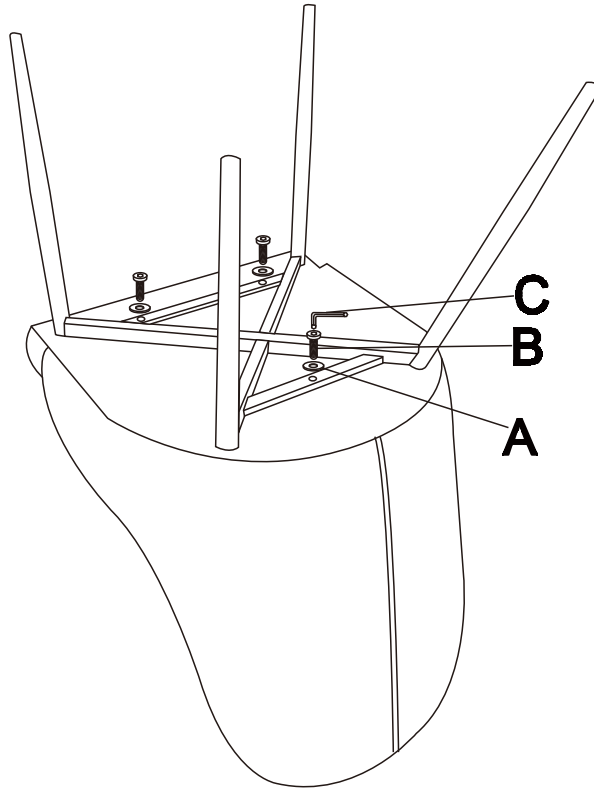



ASSEMBLY INSTRUCTIONS

SKU: ND709-01 / ND709-14 / ND709-16 SIDE CHAIR

STEP1






STEP2



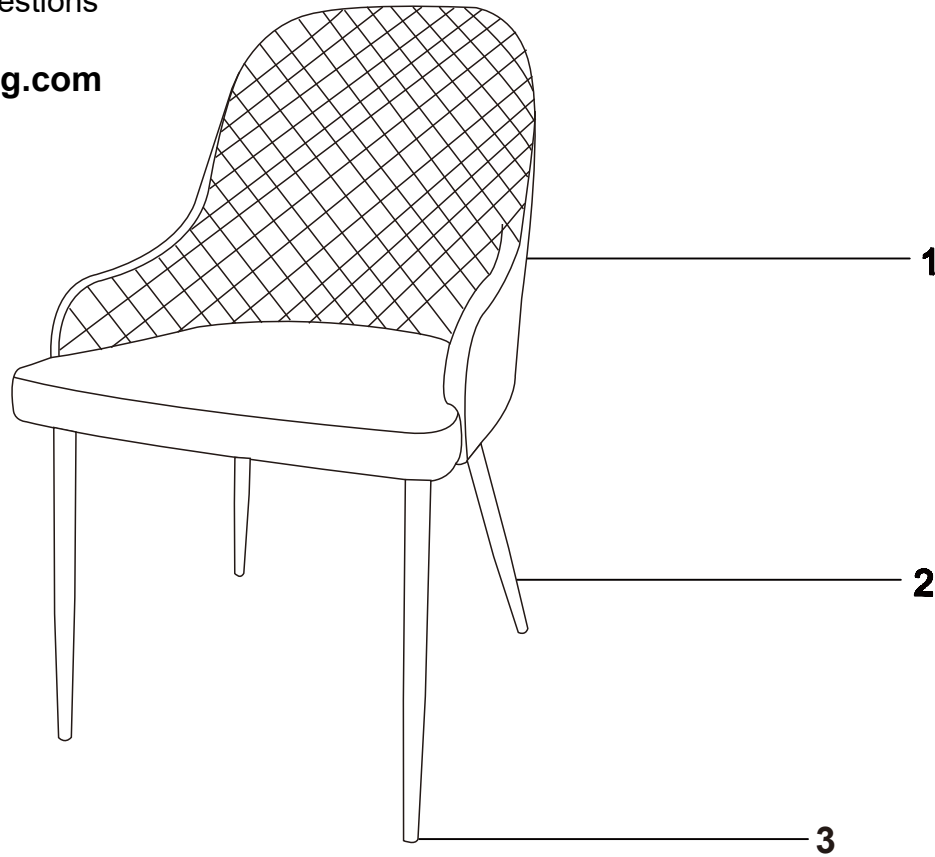
Please Contact us if you are Missing
Parts or have any Questions
877-364-8464
info@sunsettrading.com




Note: Please do not tighten all
bolts or discard cartons and
packaging material until
assembly is completed, thank
you!

A		3pcs	Washer Ø18*1.5mm
B		3pcs	Bolt M6* 30mm
C		1pc	ALLEN WRENCH 5mm



Please Contact us if you are Missing
 Parts or have any Questions
877-364-8464
info@sunsettrading.com



			Part Description	Quantity
	1		Chair back & seat	1
ND709-01	2		Leg frame	1
ND709-14	3		Glide (ϕ16mm)	1
ND709-16	4		Hardware Package	4