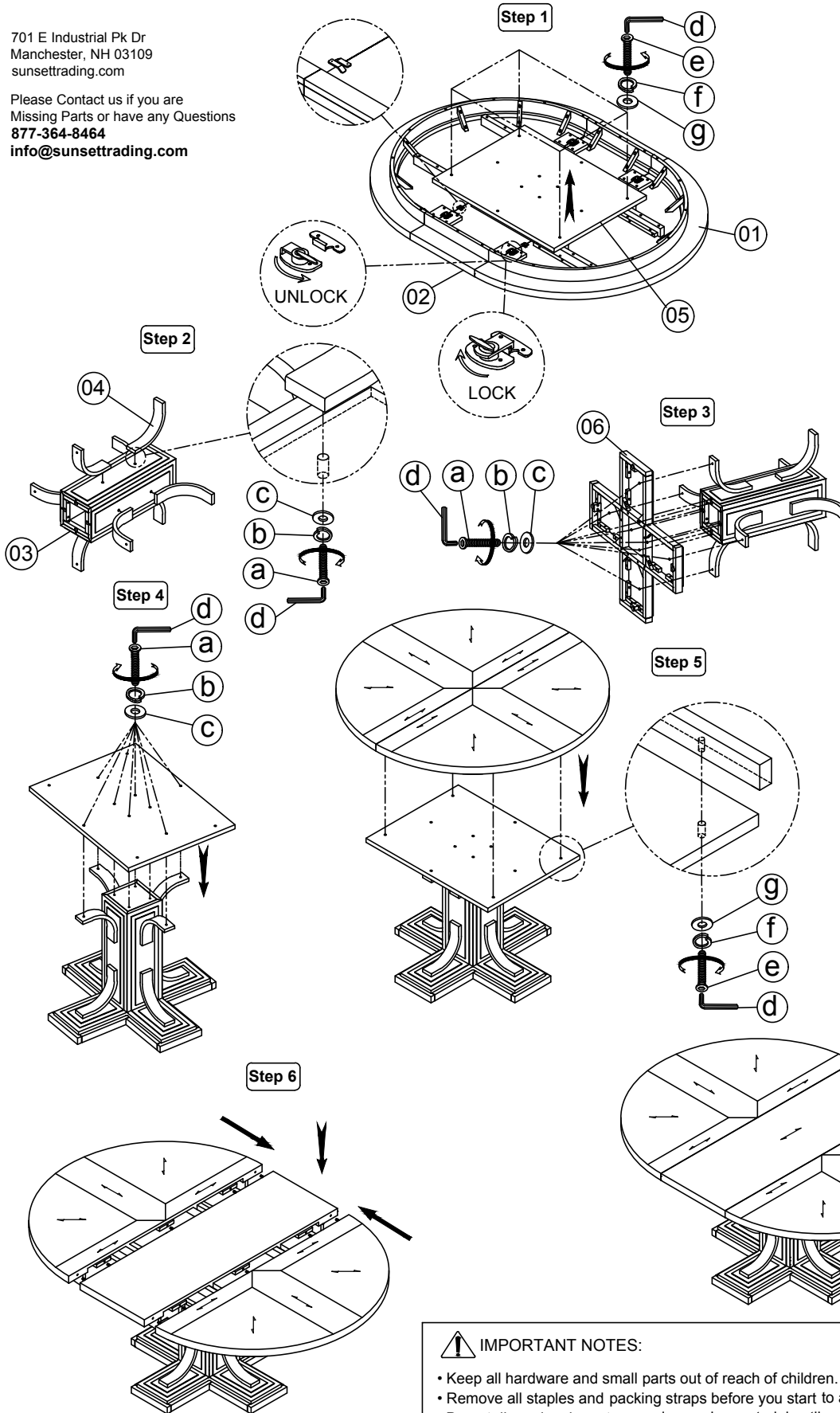








701 E Industrial Pk Dr
Manchester, NH 03109
sunsettrading.com








Please Contact us if you are
Missing Parts or have any Questions
877-364-8464
info@sunsettrading.com



List of Parts For 1 Set

Code	Figure	Part	Qty.
01		Table Top Frame	1
02		Leaf (pre-assembled)	1
03		Post	1
04		Support Rails	8
05		Support Plate	1
06		Bottom Panel	1

List of Hardware For 1 Set

Code	Figure	Part	Qty.
a		Bolts Φ1/4" x 38mm	24
b		Lock Washers Φ1/4"	24
c		Flat Washers Φ1/4"x19mm	24
d		Allen Wrench M4	1
e		Bolts Φ5/16" x 50mm (pre-assembled)	4
f		Lock Washers Φ5/6" (pre-assembled)	4
g		Flat Washers Φ5/16"x19mm (pre-assembled)	4

Finish Assembly

⚠ IMPORTANT NOTES:

- Keep all hardware and small parts out of reach of children.
- Remove all staples and packing straps before you start to assemble.
- Do not discard main cartons and wrapping material until assembly is complete.
- Check to be sure you have all parts and hardware.
- Place all wooden parts on a clean soft surface to avoid parts from being scratched.
- Do not tighten all screws / bolts until completely assembled.
- Check tightness 3x's/year, with use screws can become loose.
- Do not attempt to repair or modify parts that are broken or defective. Please contact us immediately.
- Enjoy your new furniture!

