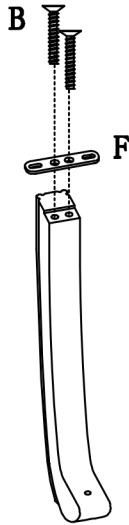
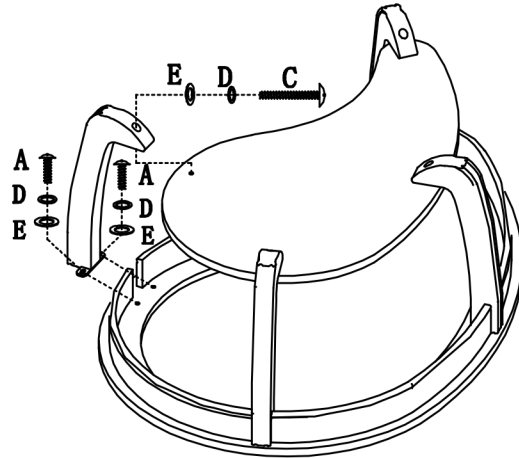


Assembly Instructions

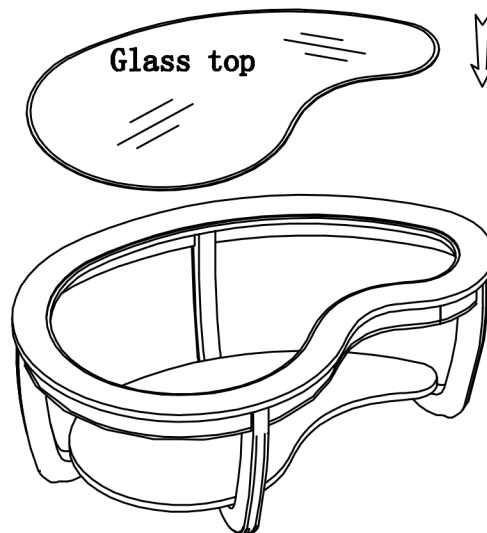
step1



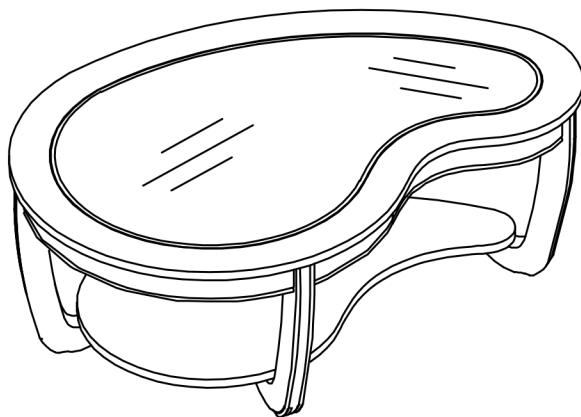
step2



step3



final



HARDWARE LIST:

NO.	DRAWING	QTY	DESCRIPTION
A		8PCS	BOLT ($\phi 1/4'' * 5/8''$ L)
B		8PCS	BOLT ($\phi 1/4'' * 1''$ L)
C		4PCS	BOLT ($\phi 1/4'' * 1-1/2''$ L)
D		12PCS	LOCK WASHER ($\phi 1/4''$)
E		12PCS	WASHER ($\phi 1/4'' * 19\text{mm}$)
F		4PCS	

*DO NOT TIGHTEN SCREWS UNTIL COMPLETELY ASSEMBLED! !