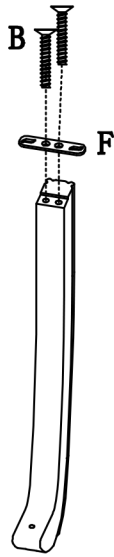
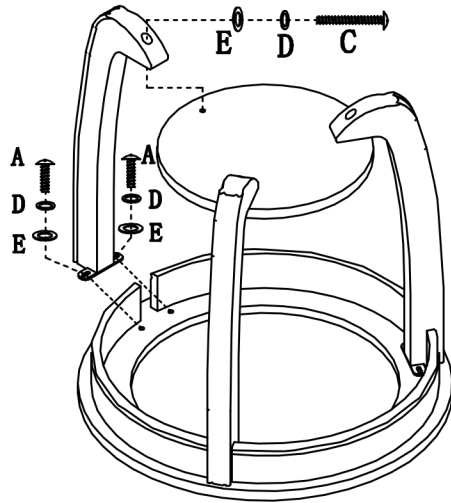


Assembly Instructions

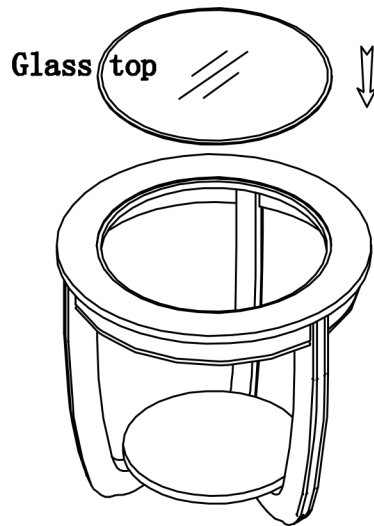
step1



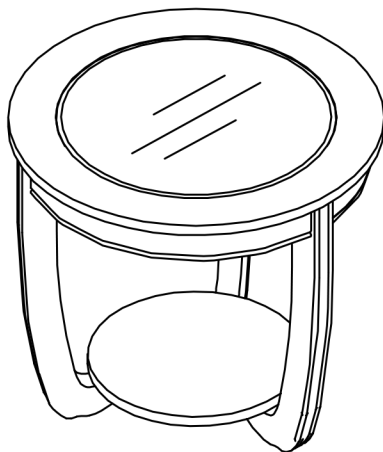
step2



step3



final



HARDWARE LIST:

NO.	DRAWING	QTY	DESCRIPTION
A		6PCS	BOLT ($\phi 1/4'' * 5/8''$ L)
B		6PCS	BOLT ($\phi 1/4'' * 1''$ L)
C		3PCS	BOLT ($\phi 1/4'' * 1-1/2''$ L)
D		9PCS	LOCK WASHER ($\phi 1/4''$)
E		9PCS	WASHER ($\phi 1/4'' * 19$ mm)
F		3PCS	

*DO NOT TIGHTEN SCREWS UNTIL COMPLETELY ASSEMBLED! !