
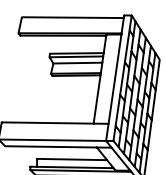
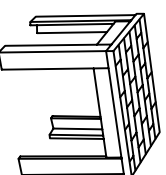
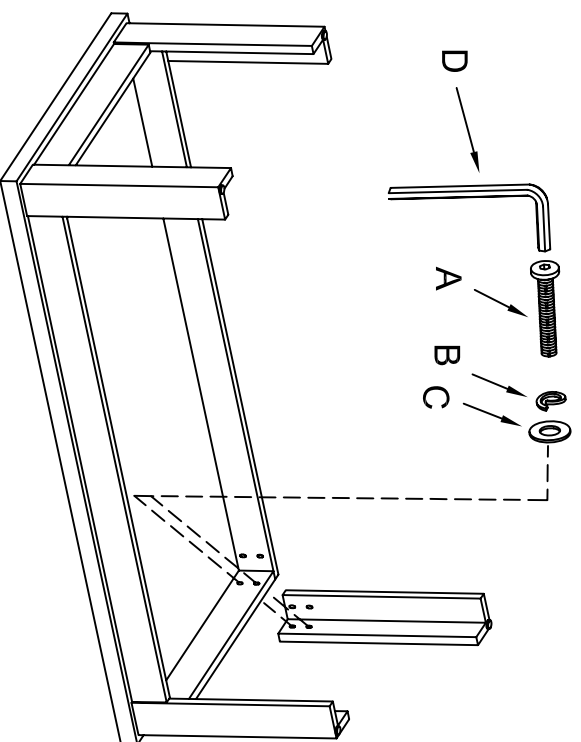






# ASSEMBLY INSTRUCTION

Thank you for purchasing this quality product. Be sure to check all packing material carefully for small parts, which may have come loose inside the carton during shipment. Identify and count all parts and compare with the parts list below.



## PARTSLIST:

NO.	DESC.	DIAG	QTY
A	BOLT		48PCS
B	SPRING WASHER		48PCS
C	WASHER		48PCS
D	WRENCH		1PC