

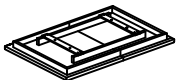

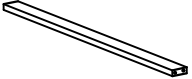
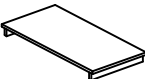

ASSEMBLY INSTRUCTIONS FOR ACME FURNITURE

MODEL#DN00702-1 & DN00702-2





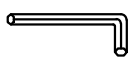
Thank you for purchasing the quality product. Be sure to check all packing material carefully for small parts which may have come loose inside the carton during shipment. Separate, identify and count all parts and metal hardware. Compare with all parts list to be sure all parts are present. If any part(s) are missing or damaged, please contact your local furniture dealer. For efficient and speedy service, please indicate the model number and code letter of part(s) needed

*** Do not fully tighten screws until fully assembled ***

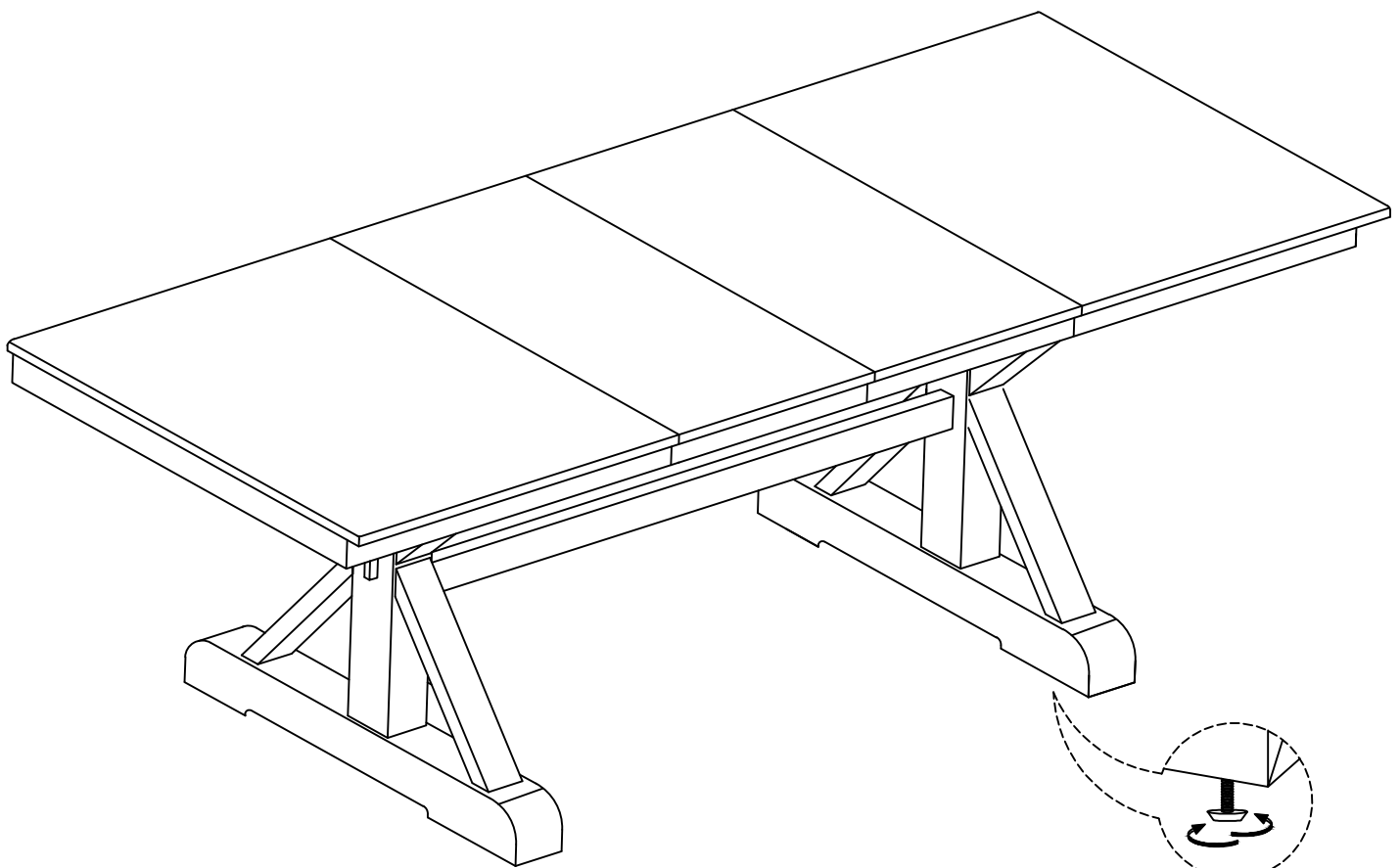
PARTS LIST

NO	DESCRIPTION	SRETCH	QTY
Ⓐ	Table Top		1 Pc
Ⓑ	Table Legs		2 Pcs
Ⓒ	Stretcher		1 Pc
Ⓓ	Table Leaf		2 Pcs
Ⓔ	Leg Accent		2 Pcs

HARDWARE LIST

NO	DESCRIPTION	SRETCH	QTY
①	Bolt 5/16 * 38mm		12 Pcs
②	Bolt 5/16 * 110mm		4 Pcs
③	Spring Washer Ø5/16 * 13mm		12 Pcs
④	Flat Washer Ø5/16 * 19mm		12 Pcs
⑤	Allen Key M4		1 Pc

Complete



ADJUSTABLE LEVELER

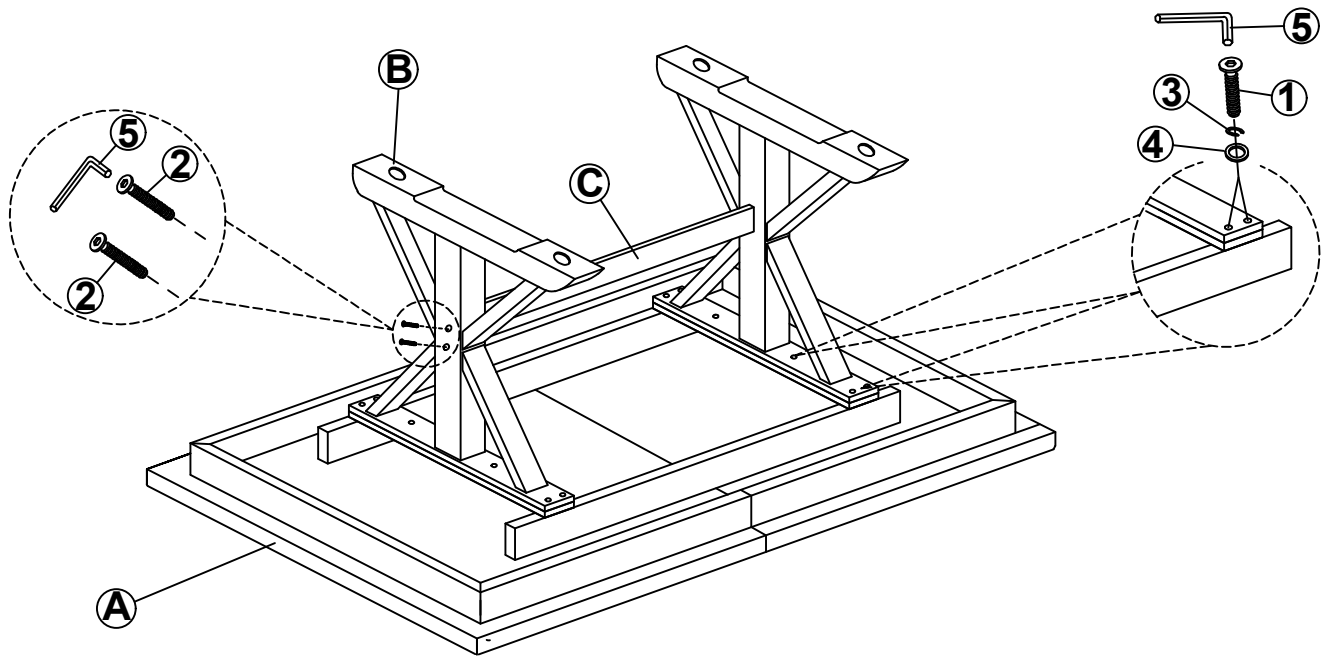
Attention

***Some number parts listed on the instruction sheet may not be in parts bag as they may already be assembled. Carefully check parts and packing materials prior to ordering replacements.

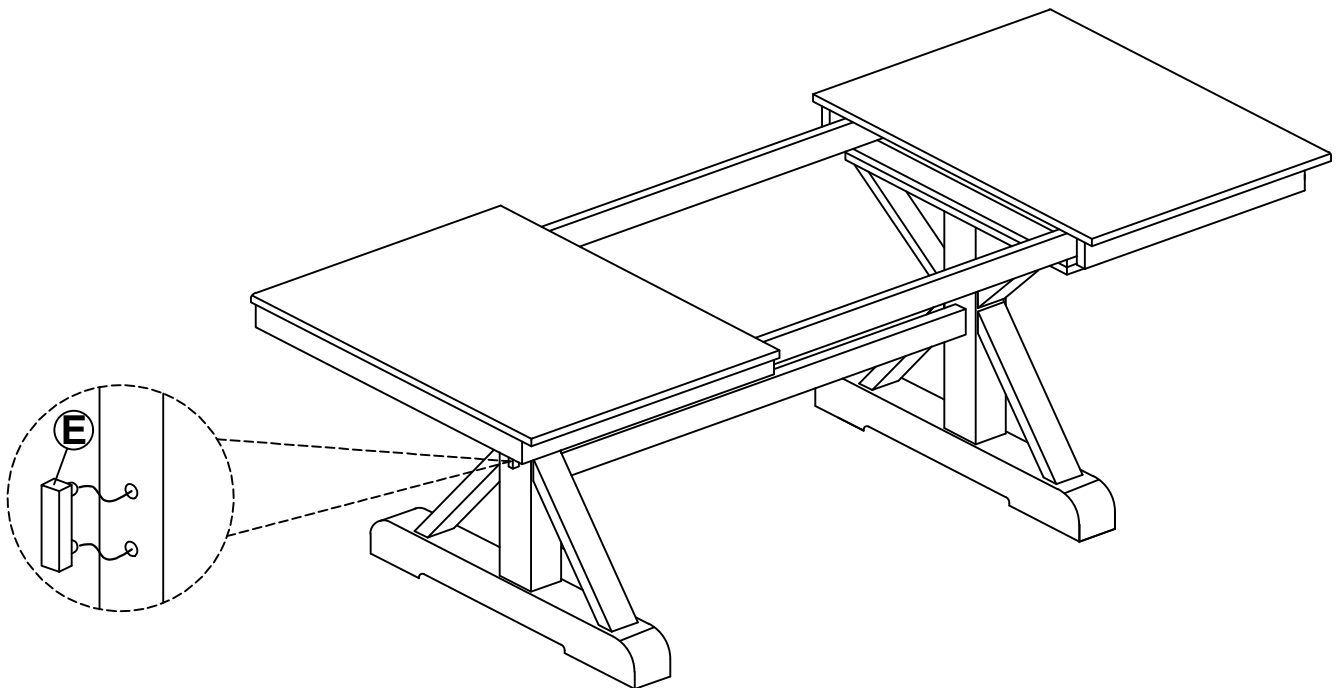
Made in Vietnam

How to assembled

STEP 1



STEP 2



STEP 3

