

ASSEMBLY INSTRUCTION FOR ACME FURNITURE

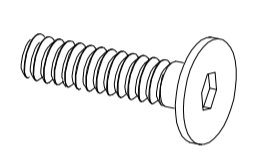

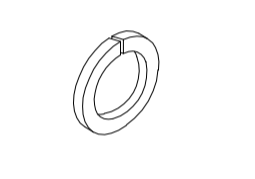
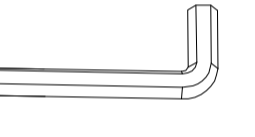
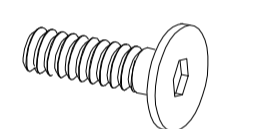
MODEL #DN00982 BENCH

Thank you for purchasing this quality product. Be sure to check all packing material carefully for small parts which may have come loose inside the carton during shipment. Separate, identify and count all parts and metal hardware. Compare with parts list to be sure all parts are present. If any part are missing or damaged, please contact your local furniture dealer. For efficient and speedy service, please indicate the model number and code letter of part needed.

*** Do not fully tighten screws until fully assembled ***

COMPONENT PARTS		
DESCRIPTION	PART NAME	Q'TY(PCS)
①	SEAT CUSHION	1
②	LEG	2

HARDWARES REQUIRED

A		Bolt	5/16"*2-1/4"	4	PCS
B		Flat Washer	5/16"*19mm	6	PCS
C		Spring Washer	5/16"	6	PCS
D		Allen Wrench	5mm	1	PC
E		Bolt	Ø5/16"X1-1/2"	2	PCS

STEP 1

