

ASSEMBLY INSTRUCTION FOR ACME FURNITURE

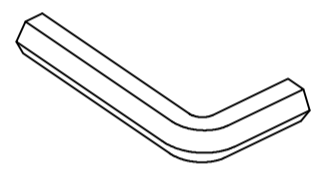




MODEL #91660BR0/#91661PNL/#91662LP/#91662RP/#91663

Thank you for purchasing this quality product. Be sure to check all packing material carefully for small parts which may have come loose inside the carton during shipment. Separate, identify and count all parts and metal hardware. Compare with parts list to be sure all parts are present. If any part are missing or damaged, please contact your local furniture dealer. For efficient and speedy service, please indicate the model number and code letter of part needed.

***** Do not fully tighten screws until fully assembled *****

COMPONENT PARTS		
DESCRIP TION	PART NAME	Q'TY(PCS)
①	BRIDGE	1
②	FLAT PANEL	1
③	LSF PIER	1
④	RSF PIER	1
⑤	TV STAND	1

HARDWARES REQUIRED

- | | | | |
|---|---|-----------------------------|------|
| Ⓐ |  | 4mm | 1PC |
| Ⓑ |  | ø1/4*1-5/8" | 9PCS |
| Ⓒ |  | ø1/4 | 9PCS |
| Ⓓ |  | 1/4*ø19mm | 9PCS |
| Ⓔ |  | Furniture Tipping Restraint | 3PCS |

