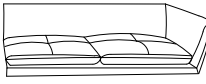








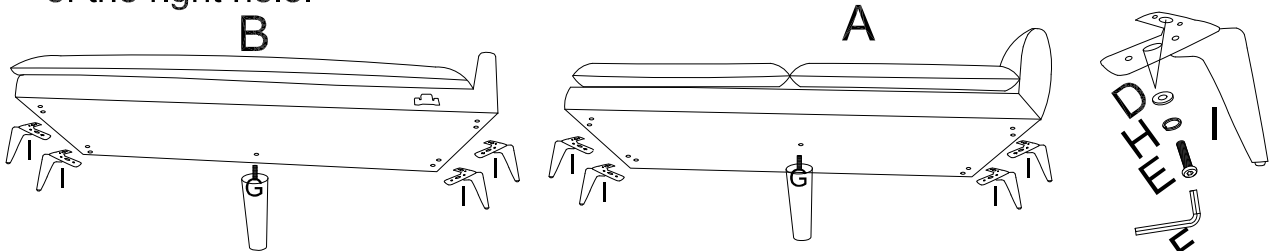


# ASSEMBLY INSTRUCTIONS

Item#51480SOF+51481CHA

ITEM	DESCRIPTION/PART	ITEM	DESCRIPTION/PART
A	 LOVESEAT 1 PC	B	 CHAISE 1 PC
C	 CUSION 3 PCS	D	 WASHER 16 PCS
E	 BOLT 16 PCS	F	 ALLEN KEY 1 PC
G	 PLASTIC LEG 2 PCS	H	 SPRING WASHER 16PCS
I	 LEGS 8PCS		

STEP1. Screw the metal legs and plastic legs in the position of the right hole.



STEP2. Align the bracket at the side of sofa & chaise

STEP3. Put the cushion on the sofa  
COMPLETE

