
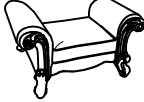


ASSEMBLY INSTRUCTION FOR ACME FURNITURE






MODEL#58212#58222#55462


Thank you for purchasing the quality product. Be sure to check all packing material carefully for small parts which may have come loose inside the carton during shipment. Separate, identify and count all parts and metal hardware. Compare with all parts list to be sure all parts are present. If any part(s) are missing or damaged, please contact your local furniture dealer. For efficient and speedy service, please indicate the model number and code letter of part(s) needed.

***** Do not fully tighten screws until fully assembled *****

COMPONENT PARTS		
DESCRIPTION	PART NAME	Q'TY (PCS)
①	Unit sofa—sofa back 	1
②	Unit sofa—sofa cushion 	1

HARDWARE REQUIRED

Ⓐ		Bolt	ø5/16" *2-1/4"	8	PCS
Ⓑ		Bolt	ø5/16" *3-1/4"	2	PCS
Ⓒ		Lock Washer	ø5/16" *12mm	10	PCS
Ⓓ		Flat Washer	ø5/16" *22mm	10	PCS
Ⓔ		Allen Wrench	ø5mm X60mm	1	PC



Attention

***** Some number parts listed on the instruction sheet may not be in parts bag as they may already be assembled. Carefully check parts and packing materials prior to ordering replacements.**

