



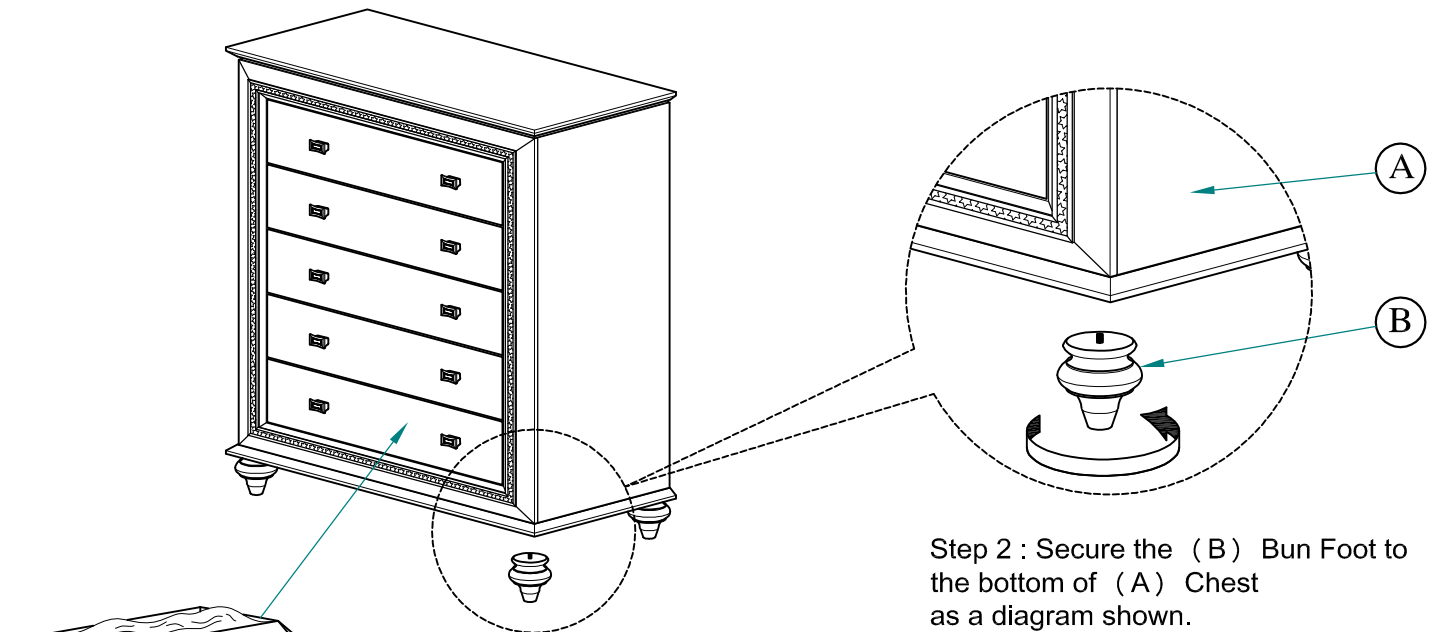
ASSEMBLY INSTRUCTION FOR ACME FURNITURE

MODEL#27236 / #27286

Thank you for purchasing this quality product. Be sure to check all packing material carefully for small parts which may have loose inside the carton during shipment. Separate, identify and count all parts and metal hardware. Compare with all parts list to be sure all parts are present. If any part(s) are missing or damaged, please contact your local furniture dealer. For efficient and speedy service, please indicate the model number and code letter of part(s) needed.

Do not fully tighten screw until fully assembled

COMPONENT PARTS		
DESCRIPTION	PART NAME	Q'TY (PCS)
(A)	CHEST 	1
(B)	BUN FOOT 	4






Step 1 : Remove Bun Foot carton located in the drawer of the casegood. Remove and unwrap each foot.



Assembly completed

HARDWARE LIST (ANTI TIPPING)

NO	DRAWING	DESCRIPTION	QTY
1		Bracket	2pcs
2		Tie Wrap	1pc
3		Screw (Long)	1pc
4		Screw (Short)	1pc

