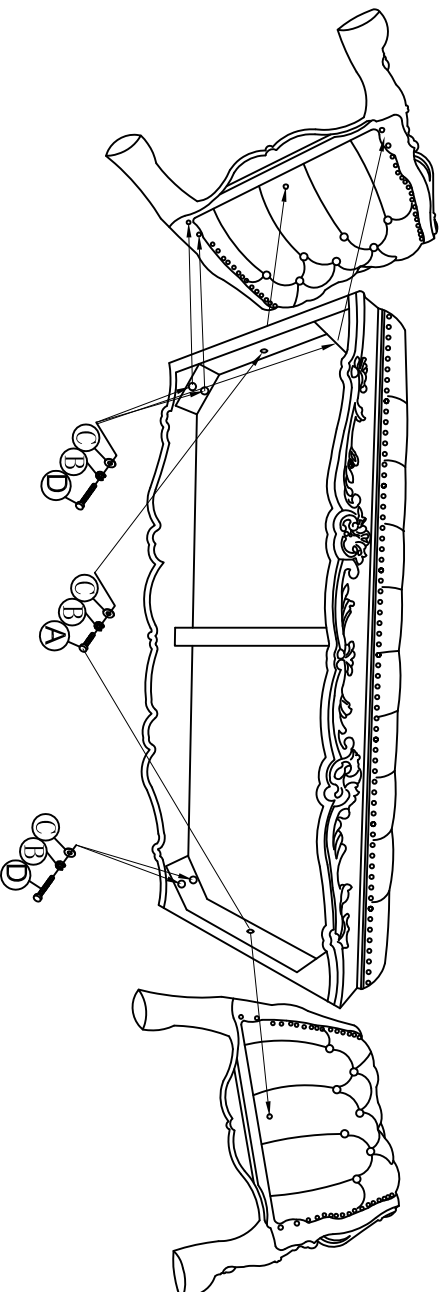
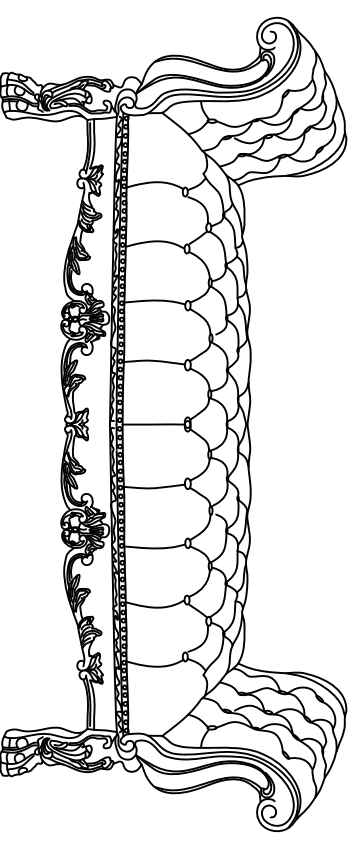


ASSEMBLY INSTRUCTION






Step 1 :



Finish :



Hardware List:

No.:	Description	Drawing	Size	Q'ty
A	Middle Bolt		Ø5/16" X2-1/4 "	2
B	Lock Washer		Ø5/16" X12mm	10
C	Flat Washer		Ø5/16" X22mm	10
D	Long Bolt		Ø5/16" X4 "	8
E	Allen Wrench		5mm	1