












# ASSEMBLY INSTRUCTIONS

MODEL#: 52810

Thank you for purchasing the quality product. Be sure to check all packing material carefully for small parts which may have come loose inside the carton during shipment. Separate, identify and count all parts and metal hardware. Compare with all parts list to be sure all parts are present. If any part(s) are missing or damaged, please contact your local furniture dealer. For efficient and speedy service, please indicate the model number and code letter of part(s) needed.

\*\*\*Do not fully tighten screws until fully assembled\*\*\*

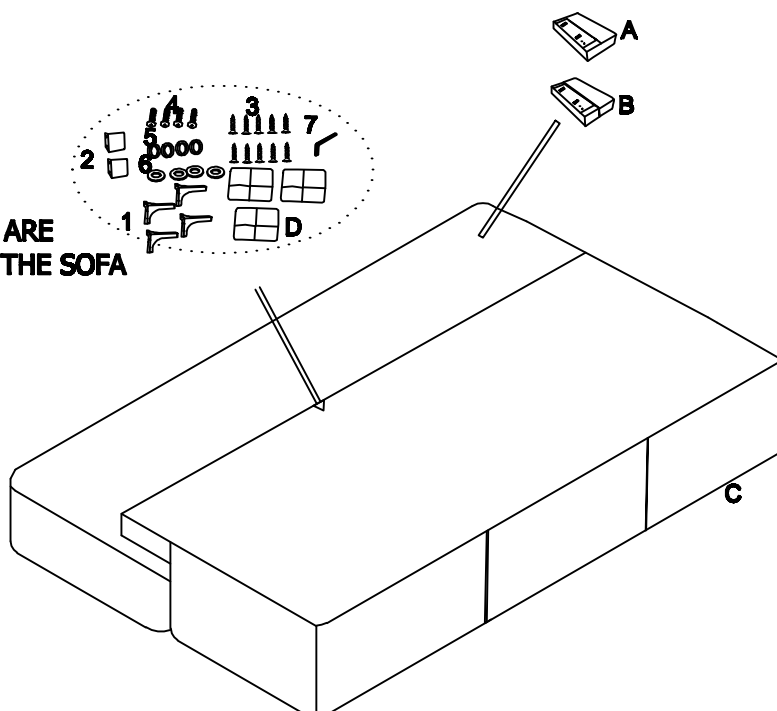
COMPONENT PARTS			Qty	HARDWARE LIST			
A		ARM	1pc	1		Leg	4PCS
B		ARM	1pc	2		ANGLE IRON	2pcs
C		SOFA	1pc	3		Screw(M5*30MM)	10PCS
D		BACKCUSHION	3pcs	4		SCREW SPIRAL	4PCS
				5		SPRING WASHER	4PCS
				6		WASHER FLAT WASHER	4PCS
				7		SPANNER	1PCS

## Attention

\*\*\*Some number parts listed on the instruction sheet may not be in parts bag as they may be assembled. Carefully check parts and packing materials prior to ordering replacements. \*\*\*

## step1

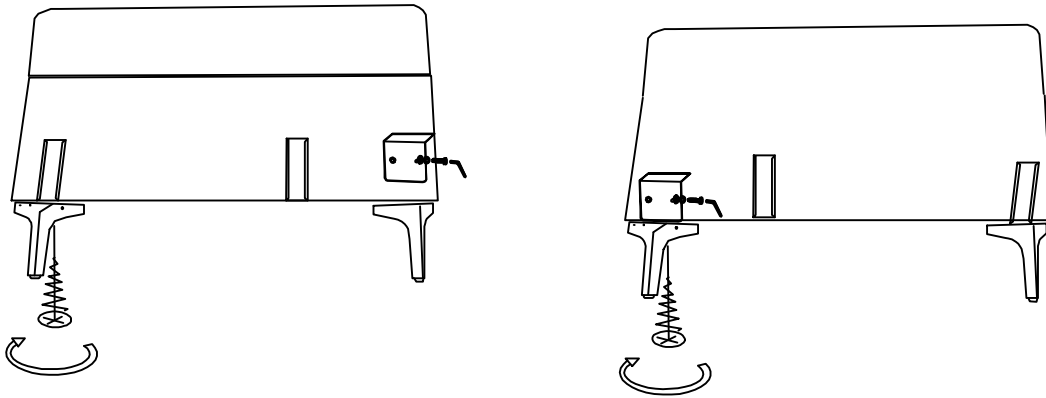
ALL COMPONENTS ARE INCLUDED UNDER THE SOFA



# ASSEMBLY INSTRUCTIONS

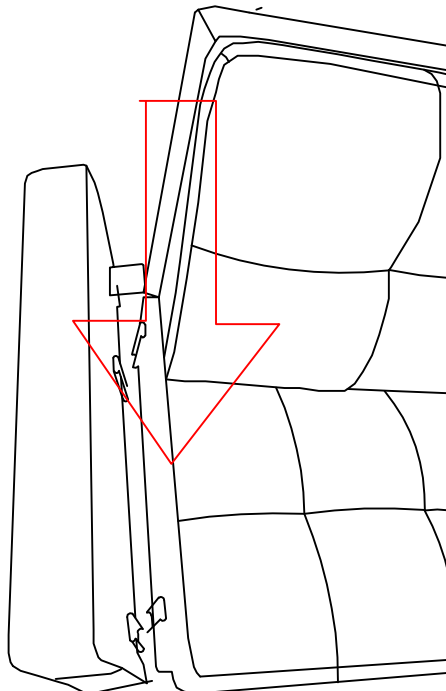
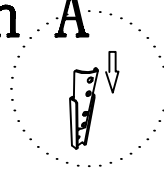
MODEL#:52810

step2



step3

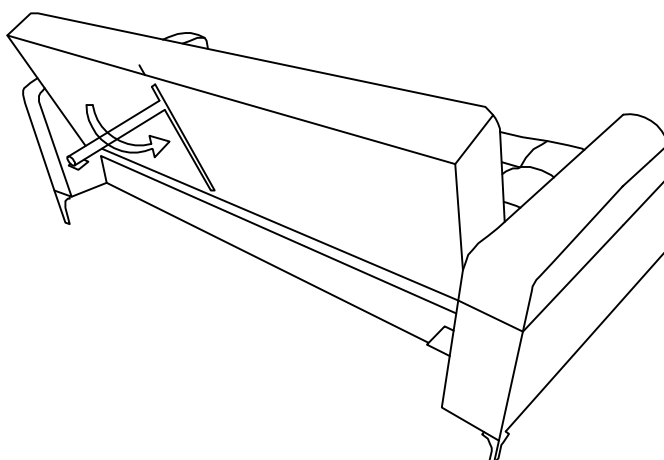
Option A



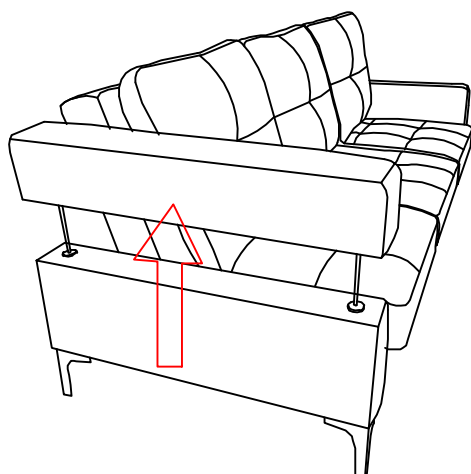
# ASSEMBLY INSTRUCTIONS

MODEL# 52810

step4




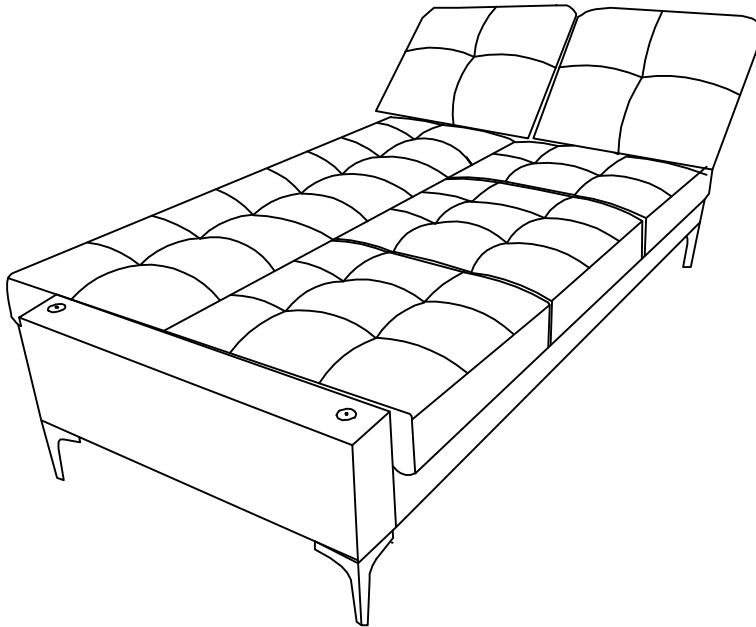
step5



# ASSEMBLY INSTRUCTIONS

MODEL#: 52810

step6



MADE IN CHINA