



ASSEMBLY INSTRUCTION FOR ACME FURNITURE


MODEL# :26115

Thank you for purchasing the quality product. Be sure to check all packing material carefully for small parts which may have come loose inside the carton during shipment. Separate, Identify and count all parts and metal hardware. Compare with all parts listed to be sure all parts are present. If any part(s) are missing or damaged, please contact your local furniture dealer. For efficient and speedy service, please indicate the model number and code letter of part(s) needed”


Part List

NO.	Description	Drawing	Q'ty
A	Drawer Dresser		1PC
B	Bun feet		4PCS

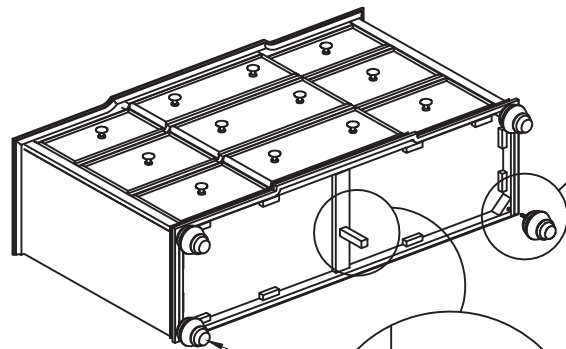

Hardware List

NO.	Description	Drawing	Q'ty
1	Tipping Restraint		1set


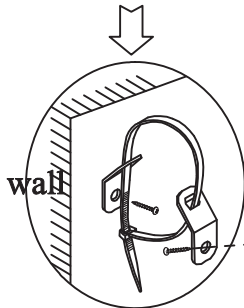
Step 1



Step 2



Anti Tipping Hardware



Step 3

