




PRODUCT TEST REPORT

Test Result	
PASS	x
FAIL	

Laboratory No:	R7-112023-FUR-0099
Sample No:	FUR-0099
Date Submitted:	November 29, 2023
Date Tested:	November 29, 2023
Date Reported:	December 4, 2023

Vendor Information			
Vendor Name:	Berbenwood Industries, Inc.	Vendor Code:	-
Address:	Sacris Road Ext. Tipolo, Mandaue City		
Contact Person:	Granada Maria Lotis		
E-mail:	lotis@berben.ph		
Tel & Fax No.	-		
Product Information			
Brand:	-		
Sample Description:	9149362		
SKU No.:	6 Drawer Chest		
Affiliated SKU'S:	-		
PO No.:	-		
Country of Origin:	Philippines		
No. of Samples:	1 pc		
Country of Destination:	-		
Physical Characteristics			
Weight:	165	(lbs)	75 (kg)
Parts Inventory: (KD Only)	Whole Product		
Material Type:	-		
Remark:			



PRODUCT TEST REPORT

Dimensional Overview								
	Standard Units				Metric Units			
	L	W	H		L	W	H	
Whole Product	44	18	30 ¼	(in)	1117	457	768	(mm)

Remarks


The sample was tested under the ASTM F2057-23 Protocol as per customer's request.
The results presented were obtained at the time of test and referred only to the particular sample submitted.
This test report consists of 10 pages and shall not be reproduced except in full, without the written approval of the laboratory.

Laboratory Personnel

Tested by:

Confirmed and Approved for Release:


MARLITO M. MANATAD
Laboratory Technician


ROBERTO B. EDRA
RSTL Head



PRODUCT TEST REPORT


Item Detailed Pictures




Isometric View



Front View



Side View










Bottom View








Back View

PRODUCT TEST REPORT

Item Detailed Pictures	
	
	
	







PRODUCT TEST REPORT



[Handwritten signature]

[Handwritten signature]



PRODUCT TEST REPORT



[Handwritten signature]

[Handwritten signature]


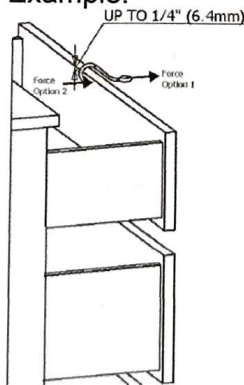
PRODUCT TEST REPORT

Test Method	Standard	Requirement	Comments
* Simulated Clothing Load	ASTM F2057-23	<ul style="list-style-type: none"> ▪ Position the empty unit on a hard, flat, level test surface. ▪ Calculate the volume of each drawer and place the weight in the center of each drawer and/or space behind the doors. ▪ * The volume non-extendible element is counted at 50% to account for typically less dense loading of these areas. ▪ - If 50 % or more of the storage volume is extended, determine the weight for loading the extendable elements and/or space behind the doors based on the volume calculated and load. If less than 50%, then the unit remains empty. ▪ Extendible element: ▪ Loaded = $8.5 \text{ lb/ft}^3 \times \text{storage volume (cubic feet)}$ ▪ Non-extendible element: ▪ Loaded = $8.5 \text{ lb/ft}^3 \times \text{storage volume (cubic feet)} \times 50\%$ ▪ - Open all doors [90 degrees] and extend all available extendible elements [to full extension]. Elements shall remain open for 30 s. <p>Example:</p> <div style="text-align: center;">   </div>	M

[Handwritten signature]


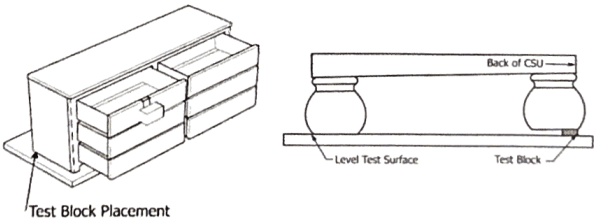
[Handwritten signature]

PRODUCT TEST REPORT

			
<p>* Simulated Horizontal Dynamic Force</p>	<p>ASTM F2057-23</p>	<ul style="list-style-type: none"> ▪ Force Application on Extendible Element—where the extendible element has been determined to have the highest hand-hold height, not to exceed 56 in. (1422 mm). ▪ -Position the empty unit on a hard, flat, level test surface. ▪ -Open all doors [90 degrees] and extend all available extendible elements [to full extension]. Drawers and/or space behind doors are not weighted. ▪ - Apply a 10 lbf (44 N) horizontal force, parallel to the direction of initial outward motion, at a height not exceeding 56 in. (1422 mm) to the handle or pull. The force shall be applied over a period of at least 5s and held for 10s. Based on CPSC SOP, will composite up to 3 colors. If any color in the composite exceeds 80% of the limit (72 ppm), based on the lowest weight component, individual colors will be analyzed. <p>Example:</p> 	<p>M</p>




PRODUCT TEST REPORT

			
<p>* Simulating a Reaction on Carpet with Child Weight</p>	<p>ASTM F2057-23</p>	<ul style="list-style-type: none">▪ Position the empty unit on a hard, flat, level test surface.▪ Place the test block(s) with 0.43" thick under the unit's most rear floor support(s), such as a leg, foot, or upright.▪ Open all doors [90 degrees] and extend all available extendible elements [to full extension]▪ -Gradually, over a period of at least 5 s, apply the test apparatus [60-lbs] without impact over the top of the door or extendible element most likely to cause tipover.▪ -Allow the test apparatus to rest without additional support for 30 s. <p>Example:</p> 	<p>M</p>



PRODUCT TEST REPORT

		   	
--	--	--	--

Result Key	
M	Meet
NM	Does Not Meet
NA	Not Applicable
NT	Not Test